

PRODUCT

Selection Guide



FRB NRB

Needle Roller Bearing Co., Ltd.

“不做最大，只做最好”

To be the best, not necessarily the biggest

关于立多禄

立多禄工业股份有限公司于 1981 年成立，专注于高质量滚针轴承生产应用于高转速引擎如摩托车，户外园林工具，ATV/UTV 等 off-road 引擎，船外机等等；并针对严苛应用环境发展全球 PEEK 塑钻膜专利技术；均于台湾生产制造。

立多禄注重第一次就把质量做好、做对的理念。生产在线的每一位员工就是品管人员，强调自我质量保证的观念。每一批生产的工件，从原材料到完成品，皆有完整的生产批号和品检纪录，具有可追溯性的管制系统。落实 ISO9001/IATF16949 质量体系执行与工厂管理。成立以来，销售超过亿万颗滚针轴承，始终保持小于 1ppm 市场不良率的实绩与肯定！

近年立多禄拓展进入精密减速机领域，无论是需极精密滚针轴承之机器人 RV 减速机，或重负载工程机械如挖土机等回转、行走装置之减速机应用，均深获好评！秉持「不做最大、只做最好」的经营理念，立多禄已然成为专业滚针轴承首选品牌！

About Us

Founded in 1981, Needle Roller Bearing Co., Ltd. (NRB) is the leading manufacturer specializing in high quality needle roller bearings for high-speed combustion engine applications, such as motorcycles, outdoor power tools, off-road vehicles, and outboard motors, and the first to introduce PEEK coating technology (global patent) for engines under harsh and demanding environment, with sole manufacturing site in Taiwan.

NRB owns a high reputation for providing excellent and consistent quality of bearings. NRB always pursues continuous improvements under ISO9001/IATF16949 guidelines. “Do the right thing the first time” is the core belief of the company’s quality policy. We are proud to hold less than 1ppm defect rate record for the hundred million pieces of bearings sold since the company’s foundation!

In recent years, NRB ventured into the market where even higher precision and greater loads are demanded: the RV reducers for robot arms and construction machines such as excavators. NRB continues to devote our passion pursuing to be, as our motto says, “the best, not necessarily the biggest” manufacturer and partner in needle roller bearing market.



立多祿

TAIWAN 臺灣

创立于台湾中坜	1981	Founded in Chungli, Taiwan
KYMCO、SYM业务开始	2003	Starting business with KYMCO and SYM
进入本田HONDA全球供应链	2006	Entering HONDA global supply-chain
通过ISO/TS16949认证	2008	ISO/TS16949 certified
保持器PEEK表面喷涂技术专利		Patented PEEK coating technology launched.
引伸薄壳产品上市	2009	Drawn cup needle roller bearing series and RM series for rocker arms launched
摩托车RM汽门摇臂轴承上市		
非公路车用引擎全球市场深耕	2010	Complete product lines for Powersport/Off-Road Vehicle engines
进入RV减速器及工程机械用滚针轴承新市场	2016	Entering new market for reducers for RV in robot arms and construction machinery
通过IATF 16949认证	2017	IATF 16949 certified
Yamaha供应链进入	2019	Entering Yamaha supply-chain
邓白氏第八届中小企业菁英奖获奖	2021	Winner of D&B Top 1000 Elite SME Award



Table of Contents

内容索引

型式图解	Characteristics of Needle Roller Bearing Series	p. 06
编码与构成	Identification Number	p. 07
保持器及滚针组件 寿命,负荷与介绍	Life, load, and introduction of cage and needle rollers assembly	p. 08
滚针轴承选配基本原理	Basic Principle of Selecting Needle Roller Bearings	p. 09
轴承负荷能力和寿命	Loading capacity and bearing life	p. 10
保持器之基本介绍	Introductions to Cages	p. 11
滚针基本介绍	Introductions to Rollers	p. 12 - 13
保持器及滚针之热处理	Heat Treatment of Cage and Rollers	p. 14
严苛环境首选-专利塑钻膜	PEEK® Coated Technology	p. 15 - 16
应用	BY APPLICATIONS	
重负载工程机械	Heavy duty/construction machinery	p. 19 - 22
减速机高精度(RV/摆线)	Robot Arm Reducers (RV/Cycloidal)	p. 23 - 25
航空应用	Aviations	p. 26 - 29
动力运动	Powersports and Off-Road Vehicles	p. 30 - 38
园林动力工具	Outdoor Power Tools	p. 39 - 43
工业用缝纫机	Industrial Sewing Machines	p. 44 - 46
变速箱/一般泛用	Gearbox-Transmissions / General Purposes	p. 47 - 59
其他客製化	Customized drawn cups & precision ground radial bearings	p. 60
型式	BY TYPES	
保持器与滚针组件	Cage and Needle Roller Assembly	
KV-S	KV-S	p. 63 - 66
KV	KV	p. 67 - 70
KT-S	KT-S	p. 71 - 76
KT	KT	p. 77 - 84
KU	KU	p. 85 - 87
KUZ	KUZ	p. 88 - 89
KTU	KTU	p. 90
KD-S, KD-N	KD-S, KD-N	p. 91

Characteristics of Needle Roller Bearing Series

型式图解

Category 类别	Series Code 系列代码	Suffix 后缀码	Appearance 外观图	Characteristics 特色说明
Needle Roller and Cage Assembly 保持器与滚针组件	KV			<ul style="list-style-type: none"> ■ Basic type ■ Needle roller cage and assembly for general applications ■ 基本型; 一般工业泛用型保持器及滚针组件
	KV	S		<ul style="list-style-type: none"> ■ Basic type, alloy steel ■ Needle roller cage and assembly for piston pins ■ 基本型, 合金钢; 连杆小端用保持器及滚针组件
	KT			<ul style="list-style-type: none"> ■ M-shaped basic ■ Needle roller cage and assembly for general applications ■ M型截面; 一般工业泛用型保持器及滚针组件
	KT	S		<ul style="list-style-type: none"> ■ M-shaped basic, alloy steel ■ Needle roller cage and assembly for crank pins ■ M型截面; 连杆大端用保持器及滚针组件
	KU	S		<ul style="list-style-type: none"> ■ Alloy steel cage. Inward retained rollers or loose needle rollers. ■ Needle roller cage and assembly for high-speed, heavy load applications ■ 合金钢保持器. 滚针全脱落或半脱落型 ■ 高速高负载引擎用连杆大端用保持器及滚针组件
Needle Roller and Cage Assembly 保持器与滚针组件	KUZ	S		<ul style="list-style-type: none"> ■ Alloy steel cage. Retained rollers ■ Needle roller cage and assembly for high-speed, heavy load applications ■ 合金钢保持器. 滚针全保持型 ■ 高速高负载引擎用连杆大端用保持器及滚针组件
	KTU	S		<ul style="list-style-type: none"> ■ Needle roller (alloy steel) cage and assembly for low-speed, heavy load applications ■ 低速高负载用合金钢保持器及滚针组件
	KD	S		<ul style="list-style-type: none"> ■ Split type, alloy steel ■ Needle roller cage and assembly ■ 合金钢剖半型保持器及滚针组件
	KD	N		<ul style="list-style-type: none"> ■ Split type, polymers cage (PA66+fiber glass) ■ Needle roller cage and assembly ■ 塑料剖半型保持器及滚针组件

Identification Number

编码与构成

KT	25.1X30.1X13.8	S	AG	a
<p>Type of Cage 保持器型式</p> <p>KV Basic type 基本型</p> <p>KT M-shaped basic M 型截面</p> <p>KU High-speed, heavy load. applications, non-retained rollers 加强型 (高速重负荷)</p> <p>KUZ High-speed, heavy load. applications, retained rollers 加强型 (高速重负荷) 滚针全保持</p> <p>KTU Low-speed, heavy load 低速高负荷型</p> <p>KD Split type 剖半型式</p>	<p>Dimensions 尺寸 (mm)</p> <p>Shaft dia. X bore dia. X bearing width</p> <p>内径 X 外径 X 轴承长度</p>	<p>Cage Material/ Roller Rows 保持器材料/滚子 排数</p> <p>-Z or - low carbon steel 低碳钢</p> <p>S Cr-Mo Steel 铬钼合金钢</p> <p>N Polymers 塑料</p> <p>W double-row roller 双排滚子</p>	<p>Cage Surface Treatment 保持器表面处理</p> <p>- natural 本色</p> <p>B copper plating 镀铜</p> <p>AG silver plating 镀银</p> <p>K PEEK coating 塑钻膜</p>	<p>Roller OD group 滚针外径互 差组别 (μm)</p> <p>a : (0, -2)</p> <p>b : (-2, -4)</p> <p>c : (-4, -6)</p> <p>x : (0, -3)</p>

Life, load and introductions of cage and needle rollers

保持器及滚针寿命、负荷与介绍



滚针轴承选配基本原理

轴承选用是根据使用的负荷、寿命及运转可靠度的需求来决定。一般而言，轴承的寿命是根据**基本额定负荷**决定。

对于旋转的轴承，是使用**基本额定动负荷(C)**来计算；对于静止或不经常转动的轴承，则使用**基本额定静负荷(C₀)**来计算。立多禄生产的轴承之 C、C₀ 值，是依据 ISO281 及 ISO076 的规范设计制造的。

造成轴承失效的原因有以下几个主因：

- (1) 滚针负荷能力不足，以致疲劳破坏；
- (2) 保持器设计、制造加工或材料质量不佳，导致运转时破裂；
- (3) 与滚针接触之对手件滚动面不匹配或耗损；
- (4) 异常磨擦或润滑不足，致过热而损坏。

因此，要使滚针轴承发挥预期之功能，除考虑滚针负荷条件外，尚需要就滚针与保持器材料的选用、保持器本身的结构强度、热处理条件、滚针及轨道面之表面粗糙度、润滑条件、以及相关组件的加工精度、配合间隙等因素同时考虑。

Basic Principles of Selecting Needle Roller Bearings

The required bearing specification is determined on the basis of loading, service life, and reliability. Generally speaking, bearing life is determined by the bearing's **basic rated load**. The **basic dynamic rated load (C)** is used for the rotation bearings; the **basic static rated load (C₀)** is used for the static or usually non-rotating bearings. The C and C₀ of bearings made by NRB are designed and manufactured in accordance with ISO 281 and ISO 076 standards.

The followings are the main causes of the bearing failure:

- (1) The needle rollers fatigue that caused by the overloading.
- (2) The cage cracks due to poor design, manufacturing and non-qualified materials.
- (3) Wear on the rolling surfaces.
- (4) Abnormal friction or insufficient lubrication causes overheating of bearing.

As a result, when selecting the best bearing, one should consider not only the rated load of bearing, but also roller and cage materials, strength of the cage, heat treating, surface roughness of the rollers and races, lubrication conditions, and clearance of relevant components...etc.

轴承负荷能力和寿命

轴承的动态负荷能力是由材料的疲劳特性决定的；轴承寿命则是指材料出现疲劳现象时所经历运转的时间或总运转圈数。因此轴承寿命与其承受的荷重、转速及使用环境有关。

轴承寿命之计算

1. 用于动态旋转之轴承寿命估算

$$L = (C / P)^{\frac{10}{3}} \times 10^6 / S.F.$$

$$L_h = L/60n = (C/P)^{\frac{10}{3}} \times 16666/n/S.F.$$

L: 估算寿命。当轴承承受 P 时出现材料疲劳征兆前所能达到的总运转圈数。[rev]

L_h: 以运转小时为单位的额定寿命，与 L 定义相同 [hr]

C: 基本额定动负荷。在此负荷下 90%以上之轴承寿命(L₉₀)可达一百万(1X10⁶)回转圈数 [N or kgf]

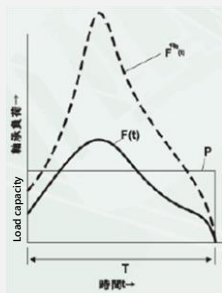
P: 轴承实际承受之负荷或等效负荷[N or kgf]

S.F.: 安全系数；通常取 1.5~2.0

n: 每分钟转速。[RPM]

当转速固定时，计算轴承所承受之等效负荷方式如下：

$$P = \sqrt{\frac{10}{3} \times \frac{1}{T} \times \int_0^T F(t)^{\frac{10}{3}} dt}$$



F(t): 变动负荷量 [N or kgf] 。

Load Capacity and Bearing Life

The bearing life is the operating time or total numbers of rotation until the materials fatigue. The life of bearing is determined by bearing's rated load capacity, applied load, rotation speed, and the operation environment.

Calculation of Bearing Life

1. Estimating Life of Rotating Bearing

The life of a rotation bearing is estimated by the following formula:

$$L = (C / P)^{\frac{10}{3}} \times 10^6 / S.F.$$

$$L_h = L/60n = (C/P)^{\frac{10}{3}} \times 16666/n/S.F.$$

L: Estimated life: The total number of revolutions of a bearing until the bearing failure. [rev]

L_h: The bearing's estimated life in terms of operating hours. [hr]

C: Basic dynamic rated load (this value is listed on the specification table). Under this load 90% of bearing's life are over 1 x 10⁶ Rev. [N or kgf]

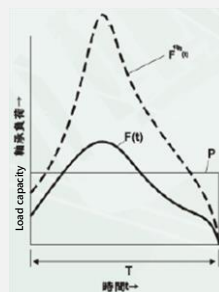
P: Actual or equivalent load applied to the bearing. [N or kgf]

S.F.: Safety Factor, usually 1.5~2.0.

n: Rotation speed, revolutions per minute. [rpm]

When the rotation speed fixed, the following formula can be used to calculate the equivalent load:

$$P = \sqrt{\frac{10}{3} \times \frac{1}{T} \times \int_0^T F(t)^{\frac{10}{3}} dt}$$



F: Variable load [N or kgf].

2. 静态额定负荷能力(C_0)

当滚针轴承受到如规格所示之 C_0 值时, 滚针与轨道间的最大应力值为 4000N/mm^2 ; 在此情况下滚针的永久总变形量约为其直径的 $1/10000$ 。

保持器之基本介绍

滚针轴承中, 保持器的主要功能是为确保滚针在运中能与内外轨道面起导引作用, 维持线接触状态, 使滚针能承受大的负荷而不致于损坏。故维持保持器各滚针槽孔平行度标准与一致性的稳定, 对滚针轴承整体运转质量, 扮演了相当重要的关键。

因使用环境之不同, 立多禄设计生产的滚针轴承保持器使用的材料可分为四种: 低碳钢、合金钢、工程塑料及铝合金。一般而言, 高速引擎用轴承应采用合金钢或铝合金之保持器; 齿轮箱或中、低速用轴承可用低碳钢或工程塑料之保持器。

2. Static Rated Load Capacity (C_0)

When needle roller bearings are subjected to static rated load C_0 per specifications, the maximum stress at the race/roller interface will be $4,000\text{N/mm}^2$. In these circumstances, the rollers will undergo a permanent deformation of $1/10,000$ of the roller diameter approximately.

Introductions to Cages

The main function of the cage in needle roller bearings is to ensure that all rollers are in linear contact with raceways as they move, which enables the rollers to withstand a large load. Thus, maintaining the standard and consistency in the parallelism of cage slots plays a crucial role to ensure smooth rotations as high-quality bearings.

In different application, NRB uses low-carbon steel, alloy steel, plastic, and aluminum alloy for the raw material of cages. In general, the bearings for high-speed engine should use alloy steel or aluminum alloy cages; the bearings for the gearbox or medium-/low-speed applications could use low-carbon steel or plastic cage.

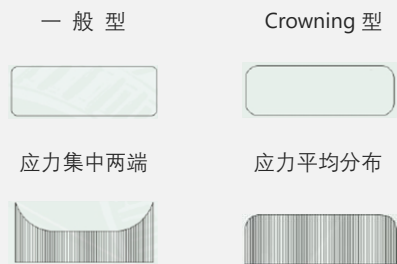
滚针基本介绍

立多禄采用日本滚针专业厂提供之滚针，为高洁净度轴承钢（JIS SUJ-2/SAE52100/DIN 100 Cr6）经热处理与多次研磨而成。其硬度为 HV 700~860 (HRC 60~66)，精密级滚针直径互差在 0.002mm 以内。圆筒度、真圆度在 0.001mm 以内，表面粗糙度小于 0.1Ra。

滚针曲面修型

摩托车连杆大端以及工程机械用、行星齿轮减速机、自动化机器人手臂用 RV 减速机所采用的滚针轴承，其所用的滚针两端皆有形状修正曲面，即 crowning 或 controlled contour，目的是使滚针与轨道面间有平均的接触应力，可降低滚针承受之最大应力，提高轴承寿命。依据不同特性修型程度有所不同。相关应用条件细节请咨询立多禄。

滚针受力分布



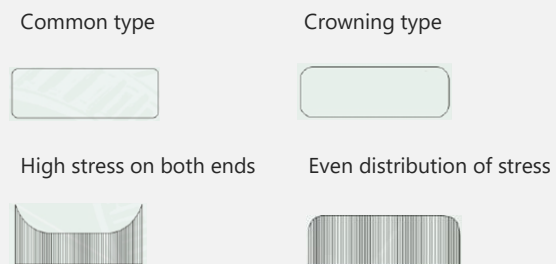
Introductions to Rollers

Our needle rollers supplied mainly by needle roller specialist manufacturer in Japan. The rollers are made from bearing steel (JIS SUJ-2/SAE 52100/DIN 100 Cr6) and have been subjected to heat treatment and precision grinding, the hardness is HV 700~860 (HRC 60~66). The diameter tolerance of the precision rollers is less than 0.002mm, and the roundness and cylindricity is less than 0.001mm. Surface roughness is less than 0.1Ra.

Introduction to Crowning

Both ends of the rollers are purposely shaped with special profile, known as "crowning", or, "controlled contour". The crowning is to shape both ends, to a curvature (as the figure below, exaggerated for distinguishing). Crowning needle rollers are used in bearings for motorcycles, construction machinery, automations, and RV reducers for robot arms. The purpose of crowning is to avoid stress concentration effect at ending area of rollers to ensure even contact stress between rollers and the race, increasing bearing life significantly by lessens the rollers' maximum stress. Crowning characteristics are designed according to applications. Please consult with NRB for more details.

Stress Distribution of Needle Roller



滚针精度、分级、与选用

滚针直径分级的目的是为了稳定且精密的径向间隙控制，对于引擎（发动机）和机器人手臂 RV 减速机，无论是对寿命或是精度控制有绝对的影响。

滚针精度表(JIS B1506)

单位: μm

Diameter 直径 (mm)	Permissible roundness, cylindricity values (max.)						Permissible diameter tolerances (max.)			Permissible length tolerance			
	真圓度、圓筒度容許值(最大)						直徑互差容許值(最大)			長度容許差			
	$\frac{t_{nom}}{Da_{nom}} \leq 6$			$6 < \frac{t_{nom}}{Da_{nom}} \leq 10$			ordinary 普通級	superior 上級	Precision 精密級 ¹	$\frac{t_{nom}}{Da_{nom}} \leq 6$		$6 < \frac{t_{nom}}{Da_{nom}} \leq 10$	
	ordinary 普通級	superior 上級	Precision 精密級 ¹	ordinary 普通級	superior 上級	Precision 精密級 ¹				Upper 上	Lower 下	Lower 下	Lower 下
1.5 < ψ < 5.0	3	2	1	4	3	1.5	5	3	2	0	-200	0	-300

立多禄提供精密的滚针轴承，其滚针(子)直径互差皆控制在 2μm 以内，配合客户对手件组配需求一般分为 3 个级数：

組別代碼	直徑互差	包裝顏色
a	0~-2μm	red
b	-2~-4μm	blue
c	-4~-6μm	white ²

关于精密滚子的选用，在设计与应用规格设定时，其对手件（如轴和孔）搭配的条件与要求必须相当。然而实务上滚动物自身规格会优于对手件。

¹ 超出上述定义尺寸的规范，因应用场合不同或有差异，请洽询立多禄

² 由于 RV 减速机精度要求很高，滚动体直径互差要求最严谨，故立多禄仅提供 a,b 组别滚针，c 组别则未予提供。如有特殊需求请洽询立多禄。

Roller precisions, grouping, and selection

The rollers OD are divided into groups by μms in order to provide stable and precise radial clearance for needle bearing and its counter parts, which is crucial to either life or precision control for engines or RV reducers.

Roller Precision Table (JIS B1506)

Units: μm

Diameter 直径 (mm)	Permissible roundness, cylindricity values (max.)						Permissible diameter tolerances (max.)			Permissible length tolerance			
	真圓度、圓筒度容許值(最大)						直徑互差容許值(最大)			長度容許差			
	$\frac{t_{nom}}{Da_{nom}} \leq 6$			$6 < \frac{t_{nom}}{Da_{nom}} \leq 10$			ordinary 普通級	superior 上級	Precision 精密級 ¹	$\frac{t_{nom}}{Da_{nom}} \leq 6$		$6 < \frac{t_{nom}}{Da_{nom}} \leq 10$	
	ordinary 普通級	superior 上級	Precision 精密級 ¹	ordinary 普通級	superior 上級	Precision 精密級 ¹				Upper 上	Lower 下	Lower 下	Lower 下
1.5 < ψ < 5.0	3	2	1	4	3	1.5	5	3	2	0	-200	0	-300

The rollers are grouped for diameter tolerance within 2μm, into 3 groups as below:

Group	Roller dia. tol.	packaging color
a	0~-2μm	red
b	-2~-4μm	blue
c	-4~-6μm	white ²

When selecting rollers for precision applications at designing stage, it is often required for matching criteria such as hardness...etc. However, in practice, the rolling elements must be better than their counterparts.

¹ Please contact NRB for application requirements that are beyond definition listed above.

² Owing to extreme precisions required for RV reducers, the diameter tolerances of the rolling element is highly critical for its assembly. Therefore, only roller OD group a and group b are offered by NRB. For demand for specific roller group, please contact NRB.

保持器及滚针之热处理

滚针轴承之保持器会与滚针与轨道面接触不断磨擦，故各对手件间的硬度需接近 HV700~860(HRC 60~66)滚针相当数值，以提高耐磨耗性；保持器硬度需略低于滚针，且须有足够韧性，以确保在高负荷、高转速下不致脆裂破坏。

立多禄为确保保持器之热处理质量与稳定度，购置两套瑞士 SAFED 制之自动渗碳氮化(又称碳氮共渗)热处理炉，对每批工件进行严格之质量控管，确保各工件硬度、硬化深度及韧性等皆有一致性的最佳质量。

针对高速、高负荷的应用场合，立多禄亦提供经渗碳氮化特殊热处理的滚针，以提高轴承的耐磨耗性。

Heat Treatment of Cage and Rollers

Because the cage is subject to constant friction between the rollers and race, the rollers and the surfaces of the inner and outer races should have higher hardness, approximately between HV 700~860 (HRC 60~66), to ensure wear resistance. The hardness of the cage should be slightly less than the rollers with good resilience to avoid cage fracture during high-load, high-speed operation.

To ensure the high-quality heat treatment of the cages, we have equipped two sets of SAFED (Swiss company) made, automatic carbonitriding furnace. The strict quality inspection also applied to every production lot that ensure the hardness, case depth, and toughness consistent with the top-quality standards.

NRB offers carbonitrided rollers that gives better wear resistance under high-speed, high load application.



PATENTED PEEK[®] COATING

严苛环境首选-专利塑钻膜



塑钻膜

塑钻膜原素材为 PEEK (Polyetheretherketone 聚醚醚酮) 的热可塑型高分子材料。有极佳的机械性质、耐磨耗性、抗老化性 (可长时间使用于 260°C)、几乎不溶解于各种溶剂及无毒性的环保特性，所以又被称为超级工程塑料。

PEEK 材料非常昂贵，以往只能用射出成型的方式加工，限制了其用途。立多禄于 2007 年与 Victrex 公司合作，开发将 PEEK 涂料披覆于滚针轴承保持器的全球专利技术。

传统摩托车引擎连杆用滚针轴承保持器，表面采镀铜或镀银处理以降低初期磨耗，但是往往无法完全解决磨耗的问题。

塑钻膜滚针轴承可以透过碎屑吸附大幅降低因机油污染或寒冷气候冷车启动困难等所致的磨耗问题，进而延长引擎使用效率与寿命，着实是一兼具环保与创新的产品！经过十数年发展，并经大排气辆摩托车与沙滩车引擎广泛应用验证，性能卓越且质量稳定，已为业界的标杆产品。

PEEK Coating Technology


PEEK (polyetheretherketone) thermoplastic polymer is known as an eco-friendly super engineering plastic, offering exceptional mechanical properties, wear resistance, high temperature performance (the long-time service temperature can reach 260 °C) and durability.

In the past, PEEK could only be applied through the injection molding process and high material cost limited its applications. In 2007, NRB worked together with Victrex to apply PEEK coating technology on the cage of needle bearings, acquired global patent for the technology.

In motorcycle engines, traditionally either silver or copper plating on the cage of the con-rod needle bearing has been used to prevent engine wear. However, not all wear problem can be completely overcome.

PEEK coated bearing proves to be an effective solution when it comes to wear problems that results from contaminated lubricant as small debris or dust may embed upon the polymer, keeping the bearing contact areas cleaner and thus further reduces wear, and cold-start issues, thus prolonging engine life.

The innovative, eco-friendly PEEK coated bearings are proven technology validated through ATV or other large displacement engines. Over the past decades, NRB's PEEK coated bearings has become an industry standard.



细屑吸附 Embedded debris

Needle roller and cage assemblies for heavy duty / construction machinery

重负载/工程机械滚针轴承



Cares have been taken to the correctness of information included in this catalog. NRB shall not be held liable in case of errors or omissions of the publication.

NRB reserves the right to change specification for product improvement without prior notice. To ensure that you have the latest information, please contact NRB.

© Needle Roller Bearing Co., Ltd. 本目录所载之内容已经详细审阅。为免仍有疏漏或误植事，或因产品改善规格变更未能载明之情况，对任何未经洽询直接引用致有延伸损失等情事，立多禄不负任何责任。如有任何需求欢迎洽询立多禄。未经许可，请勿翻印。



heavy duty / construction

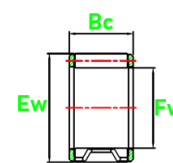
重负载/工程机械



重负载/工程机械滚针轴承

■ Swing gearbox 回转传动装置

■ Track drive gearbox 行走传动装置



KT

KT SERIES

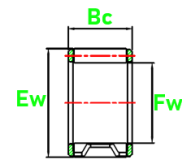
NRB Part Nr.	Dimensions (mm) Fw x Ew x Bc	Mass (g) approx.	(C) Kgf	(Co) Kgf
KT22X29X13.8S	22X29X13.8	18.5	1650	1910
KT25X30X12.8	25X30X12.8	14.5	1350	1930
KT25X35X24.8	25X35X24.8	54.0	3310	3860
KT25X35X27.8	25X35X27.8	61.8	3970	4890
KT25X35X31.8	25X35X31.8	74.8	4850	6380
KT26X31X15.8S	26X31X15.8	17.0	1710	2640
KT30X35X12.8	30X35X12.8	14.9	1510	2360
KT30X35X16.8	30X35X16.8	18.6	1900	3160
KT30X38X14.8	30X38X14.8	29.8	2310	2960
KT30X40X19.8-1	30X40X19.8	51.8	3270	3980
KT31.75X41.275X38.1	31.75X41.275X38.1	92.4	6110	9320
KT32X37X16.8	32X37X16.8	20.2	1940	3320
KT32X37X26.8	32X37X26.8	31.4	3000	5820
KT32X38X25.8	32X38X25.8	37.9	3160	5480
KT32X40X31.8	32X40X31.8	65.4	4540	7180
KT34X42X27.8	34X42X27.8	60.6	4540	7320
KT34.9X48.9X24.8	34.9X48.9X24.8	109.0	5520	6600
KT35X42X19.8	35X42X19.8	39.5	2790	4310
KT36X42X24.8	36X42X24.8	42.2	3300	6020
KT36X48X41.8	36X48X41.8	151.8	7860	11500
KT38X46X19.8	38X46X19.8	49.3	3230	4870
KT38X46X24.8	38X46X24.8	66.0	4190	6820
KT39X47X21.8	39X47X21.8	54.4	3840	6150
KT39X54X22.8	39X54X22.8	121.8	5560	6530
KT39X55X24.8	39X55X24.8	129.5	6960	8420

- ▲ Product specifications may change without prior notice due to improvement. Please contact NRB for more detail or inquiry.
- ▲ 本型录所列规格为代表性产品；其它相近系列产品或更多选择需求或疑问，请洽询立多禄。

重负载/工程机械滚针轴承

■ Swing gearbox 回转传动装置

■ Track drive gearbox 行走传动装置



KT

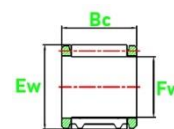
KT SERIES

NRB Part Nr.	Dimensions (mm) Fw x Ew x Bc	Mass (g) approx.	(C) Kgf	(Co) Kgf
KT40X45X20.8	40X45X20.8	34.6	2725	5510
KT40X48X33.8	40X48X33.8	84.8	5400	9600
KT40X56X20.8	40X56X20.8	119.0	5540	6300
KT40X57X31.5	40X57X31.5	199.4	8510	10550
KT43X63X49.8	43X63X49.8	396.6	14150	18700
KT45X53X27.8	45X53X27.8	78.9	5030	9100
KT45X57X24.8	45X57X24.8	117.0	6100	8850
KT45X59X31.8	45X59X31.8	167.0	7480	10360
KT50X58X24.8	50X58X24.8	76.1	4950	9180
KT50X65X31.8	50X65X31.8	188.0	7760	10670
KT50X70X27.8	50X70X27.8	247.0	9190	11090
KT50X70X31.8	50X70X31.8	284.1	9500	11570
KT50X70X42.8	50X70X42.8	373.5	13050	17410
KT55X63X31.8	55X63X31.8	107.8	6220	12750
KT55X67X26.8	55X67X26.8	143.6	6910	11010
KT57X73X36.8	57X73X36.8	289.3	11510	17680
KT60X76X54.8	60X76X54.8	452.0	15460	26180
KT60X82X35.8	60X82X35.8	456.3	14600	19890
KT74X82X21.8	74X82X21.8	99.1	4800	10080

▲ Product specifications may change without prior notice due to improvement. Please contact NRB for more detail or inquiry.
 ▲ 本型录所列规格为代表性产品；其它相近系列产品或更多选择需求或疑问，请洽询立多禄。

重负载/工程机械滚针轴承

- Swing gearbox 回转传动装置
- Track drive gearbox 行走传动装置



KV

KV SERIES

NRB Part Nr.	Dimensions (mm) Fw x Ew x Bc	Mass (g) approx.	(C) Kgf	(Co) Kgf
KV30X35X23.8	30X35X23.8	32.0	2540	4590
KV38X44X53.8W	38X44X53.8	115.0	6040	13300
KV50X58X24.8	50X58X24.8	93.0	4950	9180

客制化需求
多样化生产

TECHNOLOGICAL KNOW-KNOW
+ CATER TO CUSTOMERS NEEDS

- ▲ Product specifications may change without prior notice due to improvement. Please contact NRB for more detail or inquiry.
- ▲ 本型录所列规格为代表性产品；其它相近系列产品或更多选择需求或疑问，请洽询立多禄。

Needle roller and cage assemblies for robot arm reducers

减速机高精密用滚针轴承



Cares have been taken to the correctness of information included in this catalog. NRB shall not be held liable in case of errors or omissions of the publication.

NRB reserves the right to change specification for product improvement without prior notice. To ensure that you have the latest information, please contact NRB.

© Needle Roller Bearing Co., Ltd. 本目录所载之内容已经详细审阅。为免仍有疏漏或误植事，或因产品改善规格变更未能载明之情况，对任何未经洽询直接引用致有延伸损失等情事，立多禄不负任何责任。如有任何需求欢迎洽询立多禄。未经许可，请勿翻印。



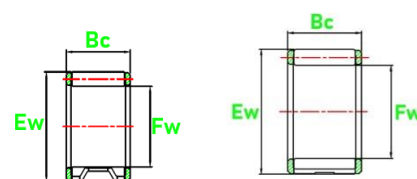
Robot
Arm
Reducers

机器手臂
减速机



减速机高精密滚针轴承

■ RV Reducers / RV 减速机



KT

KTU

KT SERIES

NRB Part Nr.	Dimensions (mm) Fw x Ew x Bc	Mass (g) approx.	(C) Kgf	(Co) Kgf
KT12X17X07.8	12X17X07.8	4.1	580	540
KT20.5X26.5X10.8	20.5X26.5X10.8	11.2	1300	1540
KT20.5X28X11.8	20.5X28X11.8	17.2	1500	1600
KT24.5X33.5X11.8	24.5X33.5X11.8	24.2	1830	1930
KT26X36X11.8	26X36X11.8	28.4	2000	2050
KT30X42X14.8	30X42X14.8	49.3	2920	3090
KT30X42X16.8	30X42X16.8	55.9	3340	3670
KT32X48X18.8	32X48X18.8	86.0	4170	4170
KT39X59X22.8	39X59X22.8	170.9	6150	6280

KTU SERIES

NRB Part Nr.	Dimensions (mm) Fw x Ew x Bc	Mass (g) approx.	(C) Kgf	(Co) Kgf
KTU18X24X10.8	18X24X10.8	11.3	1190	1330
KTU26X36X13.6	26X36X13.6	34.1	2620	2910
KTU32X48X18.8	32X48X18.8	84.0	5000	5300
KTU33X45X13.8	33X45X13.8	56.3	3440	3930
KTU36X52X19.8	36X52X19.8	119.5	5580	6250
KTU39X55X21.6	39X55X21.6	145.5	6480	7720
KTU45X62X22.8	45X62X22.8	173.6	7930	8370
KTU46X66X22.8	46X66X22.8	224.6	8170	9440
KTU52X78X29.8	52X78X29.8	*	12840	14830
KTU52.5X72.5X25.8	52.5X72.5X25.8	286.3	10160	12890

- ▲ Product specifications may change without prior notice due to improvement. Please contact NRB for more detail or inquiry.
- ▲ 本型录所列规格为代表性产品；其它相近系列产品或更多选择需求或疑问，请洽询立多禄。

Needle roller and cage assemblies for Aviation

航空应用滚针轴承



客制化需求
多样化生产

TECHNOLOGICAL KNOW-KNOW
+ CATER TO CUSTOMERS NEEDS

Cares have been taken to the correctness of information included in this catalog. NRB shall not be held liable in case of errors or omissions of the publication. NRB reserves the right to change specification for product improvement without prior notice. To ensure that you have the latest information, please contact NRB.
© Needle Roller Bearing Co., Ltd. 本目录所载之内容已经详细审阅。为免仍有疏漏或误植事，或因产品改善规格变更未能载明之情况，对任何未经洽询直接引用致有延伸损失等情事，立多禄不负任何责任。如有任何需求欢迎洽询立多禄。未经许可，请勿翻印。

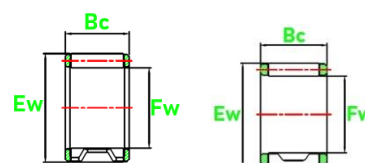


Aviation ▪ 航空应用

航空应用滚针轴承

■ For crank pins/rotary engines 引擎曲轴大端用

■ For UAV/drones 无人机应用



KT

KU

KT SERIES

NRB Part Nr.	Dimensions (mm)		Mass (g) approx.	(C) Kgf	(Co) Kgf
	Fw x Ew x Bc				
KT12X16X09.8S	12X16X09.8		4.0	610	650
KT12X16X10.3S	12X16X10.3		4.3	570	600
KT12X16X10.8S	12X16X10.8		4.5	700	770
KT14X20X10.5S	14X20X10.5		8.6	880	840
KT15X20X11.8S	15X20X11.8		7.7	930	1030
KT25X32X15.8S	25X32X15.8		23.0	1970	2500
KT55X63X31.8	55X63X31.8		108.4	6220	12750

KU SERIES

NRB Part Nr.	Dimensions (mm)		Mass (g) approx.	(C) Kgf	(Co) Kgf
	Fw x Ew x Bc				
KU18X24X11.8S	18X24X11.8		13.0	1250	1420
KU55X63X19.8S	55X63X19.8		72.0	3910	7030
KU55X63X31.8S	55X63X31.8		*	6000	12180

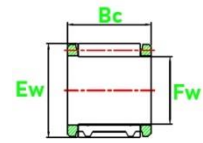
KUZ SERIES

NRB Part Nr.	Dimensions (mm)		Mass (g) approx.	(C) Kgf	(Co) Kgf
	Fw x Ew x Bc				
KUZ10X16X16.3S	10X16X16.3		10.0	1090	1130
KUZ11X17X14.3S	11X17X14.3		10.6	1060	1090
KUZ25X32X15.8S	25X32X15.8		27.0	2170	2830

▲ Product specifications may change without prior notice due to improvement. Please contact NRB for more detail or inquiry.
 ▲ 本型录所列规格为代表性产品；其它相近系列产品或更多选择需求或疑问，请洽询立多禄。

航空应用滚针轴承

■ For UAV/drones – piston pins 无人机曲轴小端用



KV

KV SERIES

NRB Part Nr.	Dimensions (mm) Fw x Ew x Bc	Mass (g) approx.	(C) Kgf	(Co) Kgf
KV09X12X12.8	V09X12X12.	3.5	530	600
KV10X14X12.8S	10X14X12.8	5.5	620	630
KV12X16X12.8S	12X16X12.8	6.3	710	790
KV12X16X15.8S	12X16X15.8	8.0	770	870
KV12X17X12.8S	12X17X12.8	8.5	790	790
KV16X20X19.8S	16X20X19.8	13.1	1160	1600
KV18X22X21.8S	18X22X21.8	16.0	1270	1860

客制化需求
多样化生产

TECHNOLOGICAL KNOW-KNOW
+ CATER TO CUSTOMERS NEEDS

- ▲ Product specifications may change without prior notice due to improvement. Please contact NRB for more detail or inquiry.
- ▲ 本型录所列规格为代表性产品；其它相近系列产品或更多选择需求或疑问，请洽询立多禄。

Needle roller and cage assemblies for crank pins and piston pins for powersports and off-road vehicles

动力运动滚针轴承



Cares have been taken to the correctness of information included in this catalog. NRB shall not be held liable in case of errors or omissions of the publication.

NRB reserves the right to change specification for product improvement without prior notice. To ensure that you have the latest information, please contact NRB.

© Needle Roller Bearing Co., Ltd. 本目录所载之内容已经详细审阅。为免仍有疏漏或误植事，或因产品改善规格变更未能载明之情况，对任何未经洽询直接引用致有延伸损失等情事，立多禄不负任何责任。如有任何需求欢迎洽询立多禄。未经许可，请勿翻印。

Powersports & ORVs

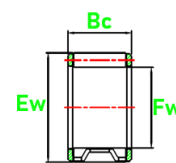


动力运动



动力运动滚针轴承

■ For crank pins 连杆大端



KT

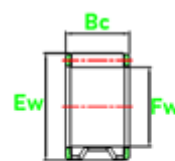
KT SERIES

NRB Part Nr.	Dimensions (mm)	mass (g)	(C) Kgf	(Co) Kgf
	Fw x Ew x Bc			
KT18X24X11.6S	18X24X11.6	11.0	1120	1230
KT18X24X11.8S	18X24X11.8	11.7	1120	1230
KT18X24X13.3S	18X24X13.3	13.0	1330	1530
KT18X24X13.8S	18X24X13.8	12.5	1330	1530
KT19X25X15.8S	19X25X15.8	15.3	1440	1700
KT20X26X11.8S	20X26X11.8	12.5	1320	1580
KT20X26X13.8S	20X26X13.8	14.0	1400	1670
KT20X27X15.8S	20X27X15.8	19.5	1700	1940
KT20X28X13.8S	20X28X13.8	20.0	1700	1790
KT22X28X15.8S	22X28X15.8	17.7	1680	2160
KT22X29X15.8S	22X29X15.8	21.0	1900	2290
KT22X29X16.8S	22X29X16.8	23.0	2020	2480
KT23.1X28.1X14S	23.1X28.1X14	13.5	1350	1870
KT24X30X14.8S	24X30X14.8	18.0	1630	2140
KT24X31X16.8S	24X31X16.8	25.0	2110	2690
KT24X32X19.8S	24X32X19.8	32.8	2450	3000
KT24.3X32.3X15.8S	24.3X32.3X15.8	26.5	2060	2400
KT25X32X15.8S	25X32X15.8	23.0	1970	2500
KT25X32X19.8S	25X32X19.8	30.0	2460	3330
KT25.1X30.1X13.8S	25.1X30.1X13.8	14.5	1440	2100
KT25.1X31.1X12.8S	25.1X31.1X12.8	16.6	1580	2100
KT26X31X13.8S	26X31X13.8	15.0	1430	2100
KT26X31X14.8S	26X31X14.8	16.0	1600	2430
KT26X31X15.8S	26X31X15.8	17.0	1710	2640
KT26X33X13.8S	26X33X13.8	15.0	1430	2100

▲ Product specifications may change without prior notice due to improvement. Please contact NRB for more detail or inquiry.
 ▲ 本型录所列规格为代表性产品；其它相近系列产品或更多选择需求或疑问，请洽询立多禄。

动力运动滚针轴承

■ For crank pins 连杆大端



KT

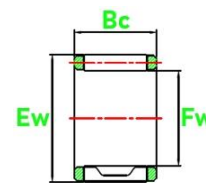
KT SERIES

NRB Part Nr.	Dimensions (mm)	mass (g)	(C) Kgf	(Co) Kgf
	Fw x Ew x Bc			
KT26X33X14.8S	26X33X14.8	16.0	1600	2430
KT26X33X17.8S	26X33X17.8	17.0	1710	2640
KT26X34X19.8S	26X34X19.8	37.0	2720	3500
KT27X36X20.8S	27X36X20.8	40.5	2930	3610
KT28X33X13.8S	28X33X13.8	16.3	1520	2330
KT28X35X15.8S	28X35X15.8	26.3	2240	3040
KT28X35X17.8S	28X35X17.8	29.3	2410	3340
KT28X36X13.8S	28X36X13.8	27.5	2070	2510
KT28X36X19.8S	28X36X19.8	39.5	2830	3770
KT30X37X13.8S	30X37X13.8	24.5	1930	2550
KT30X38X15.8S	30X38X15.8	33.0	2480	3230
KT30X38X17.8S	30X38X17.8	38.0	2790	3770
KT32X40X19.8S	32X40X19.8	44.0	3050	4310
KT33X41X19.8S	33X41X19.8	43.0	3040	4320
KT42.47X53.47X13.5S	42.47X53.47X13.5	57.0	2820	3420
KT42.47X53.47X18.5S	42.47X53.47X18.5	75.0	4130	5580

▲ Product specifications may change without prior notice due to improvement. Please contact NRB for more detail or inquiry.
 ▲ 本型录所列规格为代表性产品；其它相近系列产品或更多选择需求或疑问，请洽询立多禄。

动力运动滚针轴承

■ For crank pins 连杆大端



KU

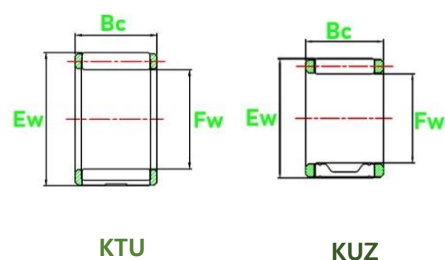
KU SERIES

NRB Part Nr.	Dimensions (mm)	mass (g)	(C) Kgf	(Co) Kgf
	Fw x Ew x Bc			
KU16X22X11.8S	16X22X11.8	12.4	1210	1310
KU18X24X11.8S	18X24X11.8	13.0	1250	1420
KU18X24X14.8S	18X24X14.8	17.5	1600	1940
KU26X33X15.8S	26X33X15.8	29.0	2160	2850
KU28X36X15.8S	28X36X15.8	34.0	2490	3200
KU28X36X17.8S	28X36X17.8	42.0	2650	3470
KU29X36X17.8S	29X36X17.8	36.2	2660	3850
KU30X38X15.8S	30X38X15.8	36.9	2690	3610
KU30X38X17.8S	30X38X17.8	39.4	2910	3990
KU30X40X19.8S	30X40X19.8	60.0	3440	4270
KU31X38X18.8S	31X38X18.8	40.3	2890	4380
KU32X40X17.8S	32X40X17.8	46.0	3130	4460
KU32X41X17.8S	32X41X17.8	51.4	3310	4430
KU33X41X19.8S	33X41X19.8	53.6	3290	4800
KU34X42X19.8S	34X42X19.8	53.1	3400	5060
KU34X43X19.8S	34X43X19.8	60.9	3950	5670
KU34X43X21.8S	34X43X21.8	56.8	4170	6060
KU34X44X19.8S	34X44X19.8	68.5	3940	5250
KU35X43X21.8S	35X43X21.8	58.8	3730	5750
KU35X46X23.2S	35X46X23.2	91.6	4890	6600
KU36X45X22.8S	36X45X22.8	75.8	4300	6430
KU37X47X24.8S	37X47X24.8	95.0	5060	7440
KU38X48X22.8S	38X48X22.8	75.5	4460	6350
KU38X50X22.8S	38X50X22.8	104.3	5370	7190
KU40X50X21.8S	40X50X21.8	66.7	3220	4230
KU40X50X22.8S	40X50X22.8	94.0	4410	6370

▲ Product specifications may change without prior notice due to improvement. Please contact NRB for more detail or inquiry.
 ▲ 本型录所列规格为代表性产品；其它相近系列产品或更多选择需求或疑问，请洽询立多禄。

动力运动滚针轴承

■ For crank pins 连杆大端



KUZ SERIES

NRB Part Nr.	Dimensions (mm) Fw x Ew x Bc	mass (g)	(C) Kgf	(Co) Kgf
KUZ16X22X11.8S	16X22X11.8	11.6	1070	1110
KUZ20X26X13.8S	20X26X13.8	17.0	1550	1910
KUZ20X26X14.8S	20X26X14.8	18.5	1470	1790
KUZ22X28X13.8S	22X28X13.8	18.0	1530	1930
KUZ22X28X15.8S	22X28X15.8	20.5	1920	2600
KUZ22X29X16.8S	22X29X16.8	26.5	2230	2840
KUZ24X31X16.8S	24X31X16.8	28.0	2180	2820
KUZ24X32X19.8S	24X32X19.8	38.0	2870	3690
KUZ24.3X32.3X15.8S	24.3X32.3X15.8	30.0	2140	2540
KUZ25X32X15.8S	25X32X15.8	27.0	2170	2830
KUZ25X32X16.5S	25X32X16.5	28.0	2170	2830
KUZ25X32X19.8S	25X32X19.8	35.0	2690	3740
KUZ26X33X21.8S	26X33X21.8	36.0	2700	3780
KUZ26X34X19.8S	26X34X19.8	40.0	2850	3730
KUZ27X34X19.8S	27X34X19.8	40.0	2780	3990
KUZ27X34X20.8S	27X34X20.8	40.0	2800	4030
KUZ28X35X15.8S	28X35X15.8	30.5	2240	3040
KUZ34X42X21.8S	34X42X21.8	57.0	3750	5730
KUZ37X45X21.8S	37X45X21.8	60.0	3830	6060

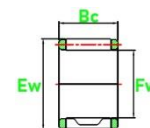
KTU SERIES

NRB Part Nr.	Dimensions (mm) Fw x Ew x Bc	mass (g)	(C) Kgf	(Co) Kgf
KTU44.86X55.86X14.0S	44.86X55.86X14.0	59.1	3300	4260
KTU44.86X55.86X23.5S	44.86X55.86X23.5	102.1	5510	8220

▲ Product specifications may change without prior notice due to improvement. Please contact NRB for more detail or inquiry.
▲ 本型录所列规格为代表性产品；其它相近系列产品或更多选择需求或疑问，请洽询立多禄。

动力运动滚针轴承

■ Split Cages for connecting rods on offset/rod journals
(多缸舷外机连杆大端)



KD

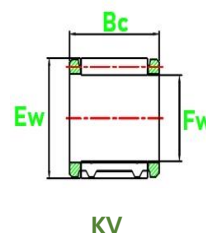
KD SERIES

NRB Part Nr.	Dimensions (mm) Fw x Ew x Bc	mass (g)	(C) Kgf	(Co) Kgf
KD30X39X20.8S	30X39X20.8	48.0	2910	3660
KD36X46X20.8S	36X46X20.8	66.5	3560	4660
KD20.64X26.99X15.8S	20.64X26.99X15.8	19.5	1600	1930
KD22.225X30.16X16.5S	22.225X30.16X16.5	29.0	1700	1850
KD28.972X36.909X19S	28.972X36.909X19	42.6	2580	3380
KD30.064X38.1X20.8S	30.064X38.1X20.8	42.8	2770	3710
KD34.976X43.02X20.8S	34.976X43.02X20.8	50.0	2970	4250
KD36.021X44.053X26.8S	36.021X44.053X26.8	75.0	3560	5390
KD38.1X47.624X25.4S	38.1X47.624X25.4	73.0	4090	5850
KD40.506X50.006X23.8S	40.506X50.006X23.8	86.0	3890	5610

▲ Product specifications may change without prior notice due to improvement. Please contact NRB for more detail or inquiry.
▲ 本型录所列规格为代表性产品；其它相近系列产品或更多选择需求或疑问，请洽询立多禄。

动力运动滚针轴承

■ For piston pins 连杆小端



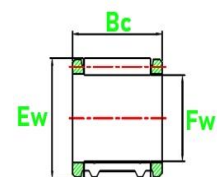
KV SERIES

NRB Part Nr.	Dimensions (mm)	mass (g)	(C) Kgf	(Co) Kgf
	Fw x Ew x Bc			
KV12X15X16.3S	12X15X16.3	5.8	720	970
KV12X15X16.5S	12X15X16.5	7.0	720	970
KV12X16X14.8S	12X16X14.8	7.5	720	800
KV12X16X15.8S	12X16X15.8	8.0	770	870
KV12X17X12.8S	12X17X12.8	8.5	790	790
KV12X17X14.2S	12X17X14.2	9.0	980	1040
KV14X18X16.5S	14X18X16.5	9.5	930	1160
KV14X18X17.2S	14X18X17.2	10.5	870	1070
KV15X19X16.8S	15X19X16.8	11.5	1040	1370
KV15X19X17.3S	15X19X17.3	10.4	1100	1480
KV15X19X17.8S	15X19X17.8	11.0	980	1270
KV15X19X19.5S	15X19X19.5	12.0	1050	1370
KV15X20X17.8S	15X20X17.8	14.0	1280	1560
KV16X20X19.8S	16X20X19.8	13.0	1100	1490
KV16X20X21.8S	16X20X21.8	13.1	1160	1600
KV16X20X22.5S	16X20X22.5	13.7	1160	1590
KV16X21X17.5S	16X21X17.5	14.5	1190	1430
KV16X21X19.5S	16X21X19.5	16.5	1260	1540
KV16X21X22.5S	16X21X22.5	19.0	1410	1780
KV18X22X19.8S	18X22X19.8	14.0	1210	1750
KV18X22X21.8S	18X22X21.8	16.0	1270	1860
KV18x22x23.5S	18x22x23.5	17.0	1460	2240
KV18X23X21.8S	18X23X21.8	20.0	1720	2380
KV18X23X22.8S	18X23X22.8	20.0	1630	2210
KV18X23X23.8S	18X23X23.8	22.0	1630	2210

▲ Product specifications may change without prior notice due to improvement. Please contact NRB for more detail or inquiry.
 ▲ 本型录所列规格为代表性产品；其它相近系列产品或更多选择需求或疑问，请洽询立多禄。

动力运动滚针轴承

■ For piston pins 连杆小端



KV

KV SERIES

NRB Part Nr.	Dimensions (mm)	mass (g)	(C) Kgf	(Co) Kgf
	Fw x Ew x Bc			
KV20X24X22.5S	20X24X22.5	17.9	1570	2550
KV20X24X23.8S	20X24X23.8	19.0	1440	2270
KV20X25X21.8S	20X25X21.8	19.6	1880	2760
KV20X25X22.8S	20X25X22.8	23.0	1790	2580
KV20X25X23.8S	20X25X23.8	24.6	1870	2730
KV20X26X23.8S	20X26X23.8	29.6	2080	2770
KV21X25X23.8S	21X25X23.8	19.5	1630	2710
KV21X27X24.8S	21X27X24.8	23.6	2280	3160
KV22X27X22.8S	22X27X22.8	24.5	2030	3130
KV22X27X23.8S	22X27X23.8	25.7	2120	3300
KV22X27X24.8S	22X27X24.8	27.5	2030	3130
KV23X28X25.8S	23X28X25.8	30.8	2200	3510
KV24X29X23.8S	24X29X23.8	30.8	2090	3340
KV24X29X24.8S	24X29X24.8	29.0	2160	3530

- ▲ Product specifications may change without prior notice due to improvement. Please contact NRB for more detail or inquiry.
- ▲ 本型录所列规格为代表性产品；其它相近系列产品或更多选择需求或疑问，请洽询立多禄。

Needle roller and cage assemblies for handheld outdoor power tools


园林动力工具滚针轴承



Cares have been taken to the correctness of information included in this catalog. NRB shall not be held liable in case of errors or omissions of the publication.

NRB reserves the right to change specification for product improvement without prior notice. To ensure that you have the latest information, please contact NRB.

© Needle Roller Bearing Co., Ltd. 本目录所载之内容已经详细审阅。为免仍有疏漏或误植事，或因产品改善规格变更未能载明之情况，对任何未经洽询直接引用致有延伸损失等情事，立多禄不负任何责任。如有任何需求欢迎洽询立多禄。未经许可，请勿翻印。



Handheld Outdoor Power Tools

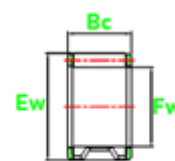


园林动力 工具

园林动力工具滚针轴承

■ For crank pins for chainsaws, brush cutters, & leaf blowers

连杆大端 (链锯、割灌机、吹叶机)



KT

KT SERIES

NRB Part Nr.	Dimensions (mm)	Mass (g) approx.	(C) Kgf	(Co) Kgf
	Fw x Ew x Bc			
KT08X12X07.8S	08X12X07.8	2.2	310	370
KT10X14X07.8S	10X14X07.8	2.9	360	400
KT10X14X08.8S	10X14X08.8	3.0	480	500
KT10X14X09.8S	10X14X09.8	3.5	490	470
KT10X14X11.3S	10X14X11.3	4.0	610	620
KT10X14X13.6S	10X14X13.6	4.7	700	670
KT12X16X09.8S	12X16X09.8	4.0	610	650
KT12X17X09.8S	12X17X09.8	4.9	730	710
KT13X17X09.8S	13X17X09.8	4.3	640	710
KT13X18X09.8S	13X18X09.8	5.5	770	790
KT13X18X11.8S	13X18X11.8	6.7	880	930
KT14X18X09.8S	14X18X09.8	4.8	640	720
KT14X18X11.8S	14X18X11.8	5.5	800	960
KT14X19X09.8S	14X19X09.8	6.0	720	730
KT14X19X11.8S	14X19X11.8	7.3	830	870
KT14X20X09.8S	14X20X09.8	8.0	880	840
KT14X20X11.8S	14X20X11.8	9.1	1070	1080
KT14.4X20.4X09.8S	14.4X20.4X09.8	7.6	880	840
KT15X20X09.8S	15X20X09.8	6.5	770	800
KT15X20X11.8S	15X20X11.8	7.7	930	1030
KT15X21X11.8S	15X21X11.8	9.7	1000	1010
KT15X21X11S	15X21X11	9.0	950	950

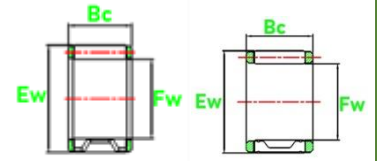
▲ Product specifications may change without prior notice due to improvement. Please contact NRB for more detail or inquiry.

▲ 本型录所列规格为代表性产品；其它相近系列产品或更多选择需求或疑问，请洽询立多禄。。

园林动力工具滚针轴承

■ For crank pins for chainsaws, brush cutters, & leaf blowers

连杆大端 (链锯、割灌机、吹叶机)



KT

KU/KUZ

KT SERIES

NRB Part Nr.	Dimensions (mm)	Mass (g) approx.	(C) Kgf	(Co) Kgf
	Fw x Ew x Bc			
KT16X21X13.4S	16X21X13.4	8.9	1100	1300
KT16X22X09.8S	16X22X09.8	8.5	870	860
KT16X22X11.8S	16X22X11.8	10.5	1140	1210
KT18X24X12.6S	18X24X12.6	12.0	1250	1410
KT18X24X12.8S	18X24X12.8	12.5	1250	1410
KT18X24X13.3S	18X24X13.3	13.0	1330	1530
KT19X25X14.8	19X25X14.8	15.0	1430	1690

KU SERIES

NRB Part Nr.	Dimensions (mm)	Mass (g) approx.	(C) Kgf	(Co) Kgf
	Fw x Ew x Bc			
KU16X22X11.8S	16X22X11.8	12.4	1210	1310
KU18X24X11.8S	18X24X11.8	13.0	1250	1420

KUZ SERIES

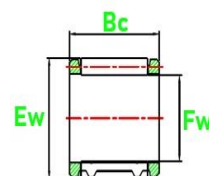
NRB Part Nr.	Dimensions (mm)	Mass (g) approx.	(C) Kgf	(Co) Kgf
	Fw x Ew x Bc			
KUZ16X22X11.8S	16X22X11.8	11.6	1070	1110
KUZ20X26X13.8S	20X26X13.8	17.0	1550	1910

▲ Product specifications may change without prior notice due to improvement. Please contact NRB for more detail or inquiry.
 ▲ 本型录所列规格为代表性产品；其它相近系列产品或更多选择需求或疑问，请洽询立多禄。

园林动力工具滚针轴承

■ For crank pins for chainsaws, brush cutters, & leaf blowers

连杆小端 (链锯、割灌机、吹叶机)



KV

KV SERIES

NRB Part Nr.	Dimensions (mm) Fw x Ew x Bc	Mass (g) approx.	(C) Kgf	(Co) Kgf
KV08X11X09.8S	08X11X09.8	2.5	370	360
KV08X11X11.8S	08X11X11.8	2.9	420	430
KV09X12X11.5S	09X12X11.5	3.5	450	490
KV10X13X09.8S	10X13X09.8	3.1	360	380
KV10X13X12.5S	10X13X12.5	3.8	560	660
KV10X13X14.3S	10X13X14.3	4.0	610	740
KV10X14X09.8S	10X14X09.8	4.5	460	430
KV10X14X10.8S	10X14X10.8	5.0	540	530
KV10X14X12.3S	10X14X12.3	5.4	560	560
KV11X14X09.8S	11X14X09.8	3.0	440	510
KV11X15X11.8S	11X15X11.8	5.4	610	630
KV11X15X12.3S	11X15X12.3	5.3	720	780
KV12X15X12.8S	12X15X12.8	4.7	580	730
KV12X15X14.3S	12X15X14.3	5.2	590	750
KV12X15X14.8S	12X15X14.8	5.2	670	890
KV12X16X14.8S	12X16X14.8	7.5	720	800
KV12X16X15.3S	12X16X15.3	7.6	770	870
KV12X17X12.8S	12X17X12.8	8.5	790	790
KV13X17X17.5S	13X17X17.5	9.4	1000	1250

▲ Product specifications may change without prior notice due to improvement. Please contact NRB for more detail or inquiry.
 ▲ 本型录所列规格为代表性产品；其它相近系列产品或更多选择需求或疑问，请洽询立多禄。

Needle roller and cage assemblies for industrial sewing machines

工业用缝纫机用滚针轴承



Cares have been taken to the correctness of information included in this catalog. NRB shall not be held liable in case of errors or omissions of the publication.

NRB reserves the right to change specification for product improvement without prior notice. To ensure that you have the latest information, please contact NRB.

© Needle Roller Bearing Co., Ltd. 本目录所载之内容已经详细审阅。为免仍有疏漏或误植事，或因产品改善规格变更未能载明之情况，对任何未经洽询直接引用致有延伸损失等情事，立多禄不负任何责任。如有任何需求欢迎洽询立多禄。未经许可，请勿翻印。

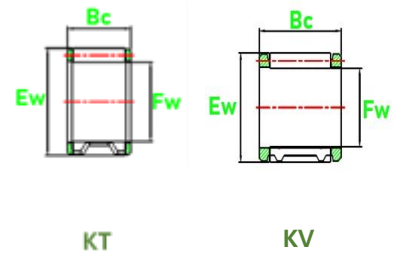


Industrial Sewing Machines

工业用缝纫机

工业用缝纫机用滚针轴承

■ Industrial sewing machines



KT SERIES

NRB Prt Nr.	Dimensions (mm)		Mss (g) pprox.	(C) Kgf	(Co) Kgf
	Fw x Ew x B				
KT20X24X09.8	20X24X09.8		6.5	850	1150
KT22X26X09.8	22X26X09.8		7.0	930	1340
KT22X26X12.8	20.5X28X11.8		9.4	1120	1700
KT25X29X09.8	25X29X09.8		7.8	880	1290
KT26X30X09.8	26X30X09.8		7.7	930	1420
KT26X30X12.8	26X30X12.8		11.0	1130	1820

KV SERIES

NRB Prt Nr.	Dimensions (mm)		Mss (g) pprox.	(C) Kgf	(Co) Kgf
	Fw x Ew x B				
KV08X11X12.8	08X11X12.8		3.0	420	430
KV08X12X11.8	08X12X11.8		4.0	550	520
KV10X13X12.8	10X13X12.8		3.9	520	610
KV11X14X09.8	11X14X09.8		3.0	490	570
KV12X15X09.8	12X15X09.8		3.5	510	620
KV17X21X09.8	17X21X09.8		6.5	730	910
KV18X22X16.8	18X22X16.8		12.0	1070	1500
KV24X28X09.8	24X28X09.8		9.0	890	1290
KV24X28X12.8	24X28X12.8		11.5	1190	1890
KV25X29X12.8	25X29X12.8		11.9	1090	1710

- ▲ Product specifications may change without prior notice due to improvement. Please contact NRB for more detail or inquiry.
- ▲ 本型录所列规格为代表性产品；其它相近系列产品或更多选择需求或疑问，请洽询立多禄。

Needle roller and cage assemblies for gearbox-transmissions & general purposes

变速箱/一般泛用滚针轴承



Cares have been taken to the correctness of information included in this catalog. NRB shall not be held liable in case of errors or omissions of the publication.

NRB reserves the right to change specification for product improvement without prior notice. To ensure that you have the latest information, please contact NRB.

© Needle Roller Bearing Co., Ltd. 本目录所载之内容已经详细审阅。为免仍有疏漏或误植事，或因产品改善规格变更未能载明之情况，对任何未经洽询直接引用致有延伸损失等情事，立多禄不负任何责任。如有任何需求欢迎洽询立多禄。未经许可，请勿翻印。

Gearbox-Transmissions & General Purposes

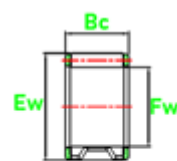
变速箱/一般泛用滚针轴承



变速箱/一般泛用滚针轴承

■ Gearbox-transmission

■ General purposes



KT

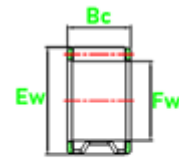
KT SERIES

NRB Part Nr.	Dimensions (mm)		mass (g)	(C) Kgf	(Co) Kgf
	Fw x Ew x Bc				
KT07X10X07.8	07X10X07.8		1.3	270	240
KT10X13X09.8	10X13X09.8		2.3	420	460
KT10X14X14.8	10X14X14.8		5.0	780	850
KT12X15X09.8	12X15X09.8		2.6	470	560
KT12X16X09.8	12X16X09.8		4.1	570	600
KT14X18X07.8	14X18X07.8		4.0	520	550
KT14X18X09.8	14X18X09.8		4.8	640	720
KT14X18X12.8	14X18X12.8		7.0	800	960
KT14X20X11.8	14X20X11.8		8.6	1070	1080
KT15X19X12.8	15X19X12.8		6.4	840	1040
KT15X21X14.8	15X21X14.8		12.0	1100	1140
KT15.2X22.2X11.8	15.2X22.2X11.8		12.0	1090	1030
KT16X20X07.8	16X20X07.8		4.0	570	640
KT16X20X09.8	16X20X09.8		5.1	700	850
KT16X21X09.8	16X21X09.8		6.5	810	880
KT16X22X11.8	16X22X11.8		10.0	1060	1110
KT16X22X12.8	16X22X12.8		11.0	1110	1170
KT16X22X13.3	16X22X13.3		11.5	1180	1270
KT17X22X19.8	17X22X19.8		14.0	1570	2090
KT18X24X11.6	18X24X11.6		10.6	1060	1130
KT18X24X13.3	18X24X13.3		13.0	1330	1530
KT18X24X19.8	18X24X19.8		18.8	1820	2280
KT18X25X16.8	18X25X16.8		17.7	1600	1750
KT19X23X12.8	19X23X12.8		7.8	990	1370
KT19X25X13.8	19X25X13.8		13.6	1330	1540

▲ Product specifications may change without prior notice due to improvement. Please contact NRB for more detail or inquiry.
 ▲ 本型录所列规格为代表性产品；其它相近系列产品或更多选择需求或疑问，请洽询立多禄。

变速箱/一般泛用滚针轴承

- Gearbox-transmission
- General purposes



KT

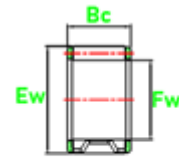
KT SERIES

NRB Part Nr.	Dimensions (mm)		mass (g)	(C) Kgf	(Co) Kgf
	Fw x Ew x Bc				
KT19X25X14.8	19X25X14.8	15.0	1430	1690	
KT19X25X31.8	19X25X31.8	28.0	2680	3790	
KT19X28X13.8	19X28X13.8	21.0	1670	1610	
KT20X24X12.8	20X24X12.8	8.5	1050	1530	
KT20X26X11.8	20X26X11.8	12.0	1260	1460	
KT20X26X19.8	20X26X19.8	21.0	1810	2310	
KT20X28X15.8	20X28X15.8	24.0	1830	1970	
KT20X28X19.8	20X28X19.8	28.0	2180	2460	
KT20X28X24.8	20X28X24.8	35.2	2630	3120	
KT21X27X17.8	21X27X17.8	18.1	1850	2420	
KT22X26X10.8	22X26X10.8	7.5	1020	1520	
KT22X28X13.8	22X28X13.8	15.4	1390	1690	
KT22X28X14.8	22X28X14.8	17.0	1390	1690	
KT22X28X19.8	22X28X19.8	24.0	1890	2520	
KT22X28X22.8	22X28X22.8	26.8	2300	3260	
KT22X29X15.4	22X29X15.4	20.0	1890	2290	
KT22X29X15.8	22X29X15.8	21.0	1890	2290	
KT22X29X16.8	22X29X16.8	23.0	1790	2130	
KT22X30X14.8	22X30X14.8	23.0	1820	2000	
KT22X30X15.8	22X30X15.8	25.0	1820	2000	
KT22X30X17.8	22X30X17.8	27.6	2080	2370	
KT22X35X31.8	22X35X31.8	77.0	4480	4770	
KT23X33X19.8	23X33X19.8	38.0	2560	2720	
KT24X28X09.8	24X28X09.8	8.8	820	1160	
KT24X29X12.8	24X29X12.8	13.0	1310	1830	

- ▲ Product specifications may change without prior notice due to improvement. Please contact NRB for more detail or inquiry.
- ▲ 本型录所列规格为代表性产品；其它相近系列产品或更多选择需求或疑问，请洽询立多禄。

变速箱/一般泛用滚针轴承

- Gearbox-transmission
- General purposes



KT

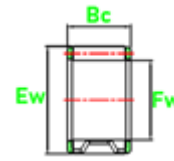
KT SERIES

NRB Part Nr.	Dimensions (mm)	mass (g)	(C) Kgf	(Co) Kgf
	Fw x Ew x Bc			
KT24X30X16.8	24X30X16.8	21.0	1740	2330
KT25X29X16.8	25X29X16.8	13.0	1490	2560
KT25X32X15.8	25X32X15.8	24.0	1970	2500
KT25X33X19.8	25X33X19.8	32.8	2450	3010
KT25X33X23.8	25X33X23.8	41.5	3110	4110
KT25X35X15.8	25X35X15.8	35.6	2180	2260
KT25X35X15.9	25X35X15.9	37.5	2610	2860
KT25X37X24.8	25X37X24.8	70.5	3410	3600
KT25X37X32.8	25X37X32.8	97.5	4820	5630
KT25.4X33.34X31.8	25.4X33.34X31.8	53.0	4140	6010
KT28X33X16.8	28X33X16.8	19.5	1860	3010
KT28X35X17.8	28X35X17.8	28.4	2180	2920
KT28X35X19.8	28X35X19.8	31.5	2540	3580
KT29X39X21.4	29X39X21.4	53.5	3260	3930
KT30X35X12.8	30X35X12.8	15.5	1460	2260
KT30X35X16.8	30X35X16.8	18.6	1900	3160
KT30X36X13.8	30X36X13.8	21.0	1670	2370
KT30X37X15.8	30X37X15.8	28.6	2210	3060
KT30X37X29.8	30X37X29.8	48.0	3630	5760
KT30X38X23.8	30X38X23.8	49.5	3390	4840
KT30X40X19.8	30X40X19.8	51.8	3270	3980
KT30X42X22.3	30X42X22.3	74.0	4150	4840
KT30X42X29.8	30X42X29.8	93.0	5300	6620
KT30.5X43.5X42.8	30.5X43.5X42.8	148.0	7700	10240
KT32X37X12.8	32X37X12.8	15.4	1490	2370

- ▲ Product specifications may change without prior notice due to improvement. Please contact NRB for more detail or inquiry.
- ▲ 本型录所列规格为代表性产品；其它相近系列产品或更多选择需求或疑问，请洽询立多禄。

变速箱/一般泛用滚针轴承

- Gearbox-transmission
- General purposes



KT

KT SERIES

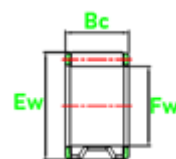
NRB Part Nr.	Dimensions (mm)	mass (g)	(C) Kgf	(Co) Kgf
	Fw x Ew x Bc			
KT32X37X16.8	32X37X16.8	20.2	1940	3320
KT32X42X14.8	32X42X14.8	41.8	2680	3140
KT32X42X24.8	32X42X24.8	54.2	3910	5110
KT32X45X31.8	32X45X31.8	135.0	5740	7070
KT32X48X24.8	32X48X24.8	103.0	4650	4750
KT34X42X27.8	34X42X27.8	60.6	4540	7320
KT34X44X39.8	34X44X39.8	113.0	6640	10270
KT35X40X16.8	35X40X16.8	22.0	2030	3620
KT35X40X18.8	35X40X18.8	25.1	2200	4040
KT35X40X26.8	35X40X26.8	36.0	3120	6300
KT35X41X39.8	35X41X39.8	63.0	4680	9330
KT35X42X16.8	35X42X16.8	34.0	2350	3450
KT35X42X17.8	35X42X17.8	36.0	2500	3740
KT35X42X29.8	35X42X29.8	56.5	4140	7170
KT35X47X28.8	35X47X28.8	103.7	5530	7270
KT36X48X22.8	36X48X22.8	86.5	4340	5360
KT36X51X27.8	36X51X27.8	136.5	6400	7710
KT38X44X32.8	38X44X32.8	68.0	3760	7250
KT38X46X24.8	38X46X24.8	66.0	4190	6820
KT38X46X25.8	38X46X25.8	62.2	3730	5860
KT38X46X31.8	38X46X31.8	77.2	5630	10000
KT38X52X42.8	38X52X42.8	177.0	8280	11270
KT39X54X22.8	39X54X22.8	121.8	5560	6530
KT39X55X20.6	39X55X20.6	122.0	5290	5920
KT39X55X22.4	39X55X22.4	132.4	5860	6760

- ▲ Product specifications may change without prior notice due to improvement. Please contact NRB for more detail or inquiry.
- ▲ 本型录所列规格为代表性产品；其它相近系列产品或更多选择需求或疑问，请洽询立多禄。

变速箱/一般泛用滚针轴承

■ Gearbox-transmission

■ General purposes



KT

KT SERIES

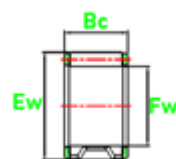
NRB Part Nr.	Dimensions (mm)	mass (g)	(C) Kgf	(Co) Kgf
	Fw x Ew x Bc			
KT39X55X24.8	39X55X24.8	129.5	5720	6510
KT40X45X16.8	40X45X16.8	25.5	2070	3890
KT40X45X26.8	40X45X26.8	39.0	3290	7060
KT40X48X19.8	40X48X19.8	54.0	3260	5020
KT40X48X24.8	40X48X24.8	63.0	4020	6570
KT40X48X33.4	40X48X33.4	86.0	5060	8810
KT40X48X33.8	40X48X33.8	84.8	5400	9600
KT40X57X31.5	40X57X31.5	199.4	8510	10550
KT42X49X21.8	42X49X21.8	50.4	3010	5030
KT42X50X19.8	42X50X19.8	53.5	3300	5160
KT43X63X29.8	43X63X29.8	238.0	8960	10400
KT44X50X38.8	44X50X38.8	83.0	4770	10300
KT45X50X26.8	45X50X26.8	43.0	3530	8060
KT45X53X19.8	45X53X19.8	56.5	3610	5930
KT45X59X31.8	45X59X31.8	167.0	7480	10360
KT45X65X33.8	45X65X33.8	261.0	9830	11810
KT45X65X42.8	45X65X42.8	335.5	11780	14890
KT48X54X19.8	48X54X19.8	43.4	2820	5400
KT48X54X28.8	48X54X28.8	67.5	3850	8060
KT48X55X20.8	48X55X20.8	54.5	3320	5970
KT50X56X19.8	50X56X19.8	46.2	2930	5770
KT50X58X19.8	50X58X19.8	66.0	3650	6230
KT50X58X29.8	50X58X29.8	90.0	5270	9970
KT50X65X31.8	50X65X31.8	188.0	7760	10670
KT52X72X34.8	52X72X34.8	*	11380	14760

- ▲ Product specifications may change without prior notice due to improvement. Please contact NRB for more detail or inquiry.
- ▲ 本型录所列规格为代表性产品；其它相近系列产品或更多选择需求或疑问，请洽询立多禄。

变速箱/一般泛用滚针轴承

■ Gearbox-transmission

■ General purposes



KT

KT SERIES

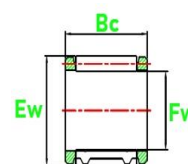
NRB Part Nr.	Dimensions (mm)		mass (g)	(C) Kgf	(Co) Kgf
	$F_w \times E_w \times B_c$				
KT54X61X34.8	54	61X34.8	101.1	6150	13740
KT55X60X29.8	55	60X29.8	59.1	4390	11400
KT55X60X29.8	55	60X29.8	59.1	4390	11400
KT55X63X19.8	55	63X19.8	70.0	3910	7030
KT55X63X24.8	55	63X24.8	82.3	4760	9040
KT60X65X29.8	60	65X29.8	61.9	4320	11450
KT60X68X19.8	60	68X19.8	75.5	3950	7320
KT62X70X23.8	62	70X23.8	94.0	4670	9170
KT68X74X19.8	68	74X19.8	67.0	3260	7320
KT68X75X23.3	68	75X23.3	84.0	4250	9200
KT68X76X42.5W	68	76X42.5	175.0	7500	17320
KT70X76X19.8	70	76X19.8	62.5	3550	8240
KT74X82X21.8	74	82X21.8	99.0	4800	10080
KT75X83X29.8	75	83X29.8	135.0	6350	14500
KT85X92X18.8	85	92X18.8	86.0	3900	8890
KT85X92X19.8	85	92X19.8	94.0	4130	9570
KT90X97X19.8	90	97X19.8	94.0	4410	10660
KT90X97X24.8	90	97X24.8	113.0	5420	13860
KT95X102X19.8	95	102X19.8	94.0	4600	11440
KT95X102X20.8	95	102X20.8	107.0	4600	11440
KT105X112X30.8	105	112X30.8	163.1	6680	19050
KT115X123X34.8	115	123X34.8	238.0	8500	24360

▲ Product specifications may change without prior notice due to improvement. Please contact NRB for more detail or inquiry.
 ▲ 本型录所列规格为代表性产品；其它相近系列产品或更多选择需求或疑问，请洽询立多禄。

变速箱/一般泛用滚针轴承

■ Gearbox-transmission

■ General purposes



KV

KV SERIES

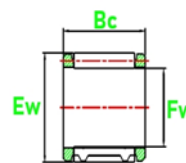
NRB Part Nr.	Dimensions (mm)	mass (g)	(C) Kgf	(Co) Kgf
	Fw x Ew x Bc			
KV07X10X09.8	07X10X09.8	1.8	350	330
KV08X11X09.8	08X11X09.8	2.5	380	380
KV09X12X12.8	09X12X12.8	3.5	530	600
KV10X13X13.5	10X13X13.5	3.9	560	660
KV10X13X14.5	10X13X14.5	4.5	520	610
KV10X13X15.8	10X13X15.8	4.9	450	500
KV10X14X12.8	10X14X12.8	5.5	670	700
KV10X14X14.5	10X14X14.5	6.5	670	700
KV12X15X12.8	12X15X12.8	4.5	580	730
KV12X15X14.5	12X15X14.5	5.3	580	740
KV12X15X14.8	12X15X14.8	5.3	750	1030
KV12X15X16.5	12X15X16.5	6.0	720	970
KV12X15X17.5	12X15X17.5	5.2	720	970
KV12X16X12.8	12X16X12.8	6.0	710	790
KV12X16X14.8	12X16X14.8	7.5	720	800
KV12X16X15.5	12X16X15.5	7.0	770	870
KV12X16X23.8W	12X16X23.8	11.6	1120	1420
KV13X16X13.8	13X16X13.8	5.0	640	860
KV14X18X12.8	14X18X12.8	7.0	750	880
KV14X18X15.8	14X18X15.8	9.0	870	1070
KV14X18X16.5	14X18X16.5	9.5	930	1160
KV14X18X17.2	14X18X17.2	10.8	870	1070
KV14X18X18.8	14X18X18.8	11.0	1050	1350
KV14X18X21.8	14X18X21.8	12.6	1110	1450
KV14X19X17.1	14X19X17.1	13.0	1120	1280

▲ Product specifications may change without prior notice due to improvement. Please contact NRB for more detail or inquiry.
 ▲ 本型录所列规格为代表性产品；其它相近系列产品或更多选择需求或疑问，请洽询立多禄。

变速箱/一般泛用滚针轴承

■ Gearbox-transmission

■ General purposes



KV

KV SERIES

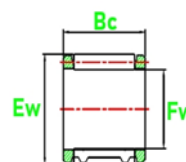
NRB Part Nr.	Dimensions (mm)	mass (g)	(C) Kgf	(Co) Kgf
	Fw x Ew x Bc			
KV15X18X21.8W	15X18X21.8	8.0	990	1560
KV15X19X07.8	15X19X07.8	5.0	540	590
KV15X19X12.8	15X19X12.8	6.8	790	960
KV15X19X17.8	15X19X17.8	11.0	1040	1380
KV15X19X19.5	15X19X19.5	12.0	1040	1360
KV15X20X12.8	15X20X12.8	10.0	970	1090
KV15.5X21.5X19.8	15.5X21.5X19.8	17.0	1430	1600
KV16X20X12.8	16X20X12.8	7.2	830	1050
KV16X20X16.8	16X20X16.8	11.0	970	1280
KV16X20X17.3	16X20X17.3	11.0	1100	1490
KV16X20X18.8	16X20X18.8	11.0	1160	1600
KV16X20X19.5	16X20X19.5	13.0	1160	1600
KV16X20X19.8	16X20X19.8	13.0	1160	1600
KV16X20X22.5	16X20X22.5	13.7	1100	1490
KV16X21X18.8	16X21X18.8	15.2	1340	1660
KV17X21X14.8	17X21X14.8	10.0	990	1330
KV18X22X16.8	18X22X16.8	12.0	1070	1500
KV18X22X22.8	18X22X22.8	16.0	1390	2100
KV18X23X21.8	18X23X21.8	19.0	1630	2210
KV20X24X16.8	20X24X16.8	12.5	1210	1820
KV20X24X18.8	20X24X18.8	16.5	1360	2110
KV20X24X29.5	20X24X29.5	21.6	1980	3430
KV20X25X22.8	20X25X22.8	22.5	1970	2920
KV22X27X24.8	22X27X24.8	28.0	2030	3130
KV22X32X24.9	22X32X24.9	51.0	3090	3430

▲ Product specifications may change without prior notice due to improvement. Please contact NRB for more detail or inquiry.
 ▲ 本型录所列规格为代表性产品；其它相近系列产品或更多选择需求或疑问，请洽询立多禄。

变速箱/一般泛用滚针轴承

■ Gearbox-transmission

■ General purposes



KV

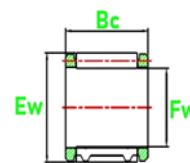
KV SERIES

NRB Part Nr.	Dimensions (mm)		mass (g)	(C) Kgf	(Co) Kgf
	Fw x Ew x Bc				
KV24X28X15.8	24	28X15.8	14.1	1300	2200
KV25X29X12.3	25	29X12.3	11.0	1090	1710
KV25X30X19.8	25	30X19.8	23.0	1810	2810
KV28X32X16.8	28	32X16.8	17.0	1550	2800
KV28X36X45.8W	28	36X45.8	96.0	4850	7480
KV30X35X16.8	30	35X16.8	24.0	1780	2930
KV30X35X19.8	30	35X19.8	27.0	2010	3400
KV30X35X29.8	30	35X29.8	38.0	3130	6020
KV35X40X12.8	35	40X12.8	21.5	1400	2260
KV35X40X25.8	35	40X25.8	42.0	2900	5740
KV35X40X32.5	35	40X32.5	49.3	3150	6360
KV35X40X35.8W	35	40X35.8	55.4	3460	7190
KV37X42X16.8	37	42X16.8	26.0	1890	3360
KV38X43X16.8	38	43X16.8	29.0	1980	3620
KV39X44X43.8W	39	44X43.8	74.0	4230	9680
KV43X48X29.8	43	48X29.8	56.0	3360	7410
KV45X50X30.3	45	50X30.3	57.8	3730	8600
KV48X53X23.3	48	53X23.3	52.0	2870	6270
KV50X55X29.8	50	55X29.8	64.0	3580	8460
KV56X61X33.4	56	61X33.4	83.0	4060	10330
KV60X68X22.8	60	68X22.8	86.4	4240	8010
KV68X74X44.8W	68	74X44.8	143.0	5970	15880
KV73X79X19.8	73	79X19.8	77.0	3770	9040
KV75X81X19.8	75	81X19.8	77.0	3500	8270
KV76X83X23.3	76	83X23.3	109.5	5080	12050

▲ Product specifications may change without prior notice due to improvement. Please contact NRB for more detail or inquiry.
 ▲ 本型录所列规格为代表性产品；其它相近系列产品或更多选择需求或疑问，请洽询立多禄。

变速箱/一般泛用滚针轴承

- Gearbox-transmission
- General purposes



KV

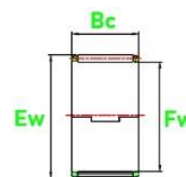
KV SERIES

NRB Part Nr.	Dimensions (mm) Fw x Ew x Bc	mass (g)	(C) Kgf	(Co) Kgf
KV76X83X27.3	76X83X27.3	126.5	5890	14570
KV80X88X39.8W	80X88X39.8	231.1	7300	17710
KV85X93X35.8	85X93X35.8	230.0	7850	19890
KV91X98X27.3	91X98X27.3	161.0	5850	15320
KV95X102X42.1W	95X102X42.1	265.0	8130	23800
KV95X102X47.8W	95X102X47.8	295.0	8960	26950
KV97X104X35.8	97X104X35.8	208.0	7640	22060

- ▲ Product specifications may change without prior notice due to improvement. Please contact NRB for more detail or inquiry.
- ▲ 本型录所列规格为代表性产品；其它相近系列产品或更多选择需求或疑问，请洽询立多禄。

变速箱/一般泛用滚针轴承

- Gearbox-transmission
- General purposes



KD-N

KD-N SERIES

NRB Part Nr.	Dimensions (mm)	mass (g)	(C) Kgf	(Co) Kgf
	Fw x Ew x Bc			
KD18X22X09.8N	18X22X09.8	3.5	710	890
KD20X24X09.8N	20X24X09.8	4.0	770	1020
KD24X28X09.8N	24X28X09.8	5.0	840	1220
KD24X28X12.8N	24X28X12.8	*	1100	1710
KD25X29X12.8N	25X29X12.8	6.2	1090	1710
KD28X33X12.8N	28X33X12.8	9.8	1380	2050
KD28.64X34.2X04.8N	28.64X34.2X04.8	*	580	630
KD29.34X34.2X04.8N	29.34X34.2X04.8	*	500	570
KD30X35X12.8N	30X35X12.8	10.7	1460	2260
KD30.064X38.1X20.8N	30.064X38.1X20.8	30.0	2790	3740
KD34.925X46.038X25N	34.925X46.038X25	66.5	4350	6350
KD35X40X12.8N	35X40X12.8	12.3	1530	2530
KD55.563X73.03X25.4N	55.563X73.03X25.4	162.0	6860	8510

- ▲ Product specifications may change without prior notice due to improvement. Please contact NRB for more detail or inquiry.
- ▲ 本型录所列规格为代表性产品；其它相近系列产品或更多选择需求或疑问，请洽询立多禄。

Customized drawn cups and precision ground radial needle bearings

其他客制化滚针轴承



Cares have been taken to the correctness of information included in this catalog. NRB shall not be held liable in case of errors or omissions of the publication.

NRB reserves the right to change specification for product improvement without prior notice. To ensure that you have the latest information, please contact NRB.

© Needle Roller Bearing Co., Ltd. 本目录所载之内容已经详细审阅。为免仍有疏漏或误植事，或因产品改善规格变更未能载明之情况，对任何未经洽询直接引用致有延伸损失等情事，立多禄不负任何责任。如有任何需求欢迎洽询立多禄。未经许可，请勿翻印。



自 1981 年成立的立多禄
始终遵循「不做最大，只做最好」的核心理念
在台湾专心致志发展高质量专业滚针轴承
长期耕耘使立多禄不仅拥有高度生产稳定性
更掌握了技术 know-how

立多禄以卓越的能力与质量
参与先期开发设计的能力
提供客制开发服务
与您携手共进下一个时代

产品目录仅列出主要规格
如有客制需求或未尽之处，欢迎洽询立多禄

Since its foundation in 1981
NRB has always walks the path that leads to
excellency in design and the make of best
quality needle roller bearings for the
professional industry.

With our decades of experience,
technology know-how, and consistent
quality, NRB is your partner of choice
when it comes to the design and produce
high standard needle roller bearings.

The selection guide lists popular specifications only.
For Customization or any other requirements not
listed herein, please contact NRB.



客制化需求
多样化生产

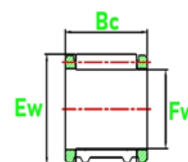
TECHNOLOGICAL KNOW-KNOW
CATER TO CUSTOMER NEEDS

保持器型式

By Cage Types

KV-S 型滚针轴承

KV-S SERIES



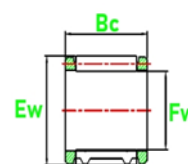
KV

NRB Part Nr.	Dimensions (mm)	mass (g)	(C) Kgf	(Co) Kgf
	Fw x Ew x Bc			
KV08X11X08.8S	08X11X08.8	2.2	300	280
KV08X11X09.8S	08X11X09.8	2.5	370	360
KV08X11X11.8S	08X11X11.8	2.9	420	430
KV09X12X09.8S	09X12X09.8	2.4	440	470
KV09X12X11.5S	09X12X11.5	3.5	450	490
KV10X13X09.8S	10X13X09.8	3.1	360	380
KV10X13X12.5S	10X13X12.5	3.8	560	660
KV10X13X14.3S	10X13X14.3	4.0	610	740
KV10X14X09.8S	10X14X09.8	4.5	460	430
KV10X14X10.8S	10X14X10.8	5.0	540	530
KV10X14X12.3S	10X14X12.3	5.4	560	560
KV10X14X12.8S	10X14X12.8	5.5	620	630
KV10X14X13.5S	10X14X13.5	5.6	640	660
KV10X14X14.8S	10X14X14.8	7.0	670	700
KV11X14X09.8S	11X14X09.8	3.0	440	510
KV11X14X14.8S	11X14X14.8	4.9	640	810
KV11X15X11.8S	11X15X11.8	5.4	610	630
KV11X15X12.3S	11X15X12.3	5.3	720	780
KV12X15X12.8S	12X15X12.8	4.7	580	730
KV12X15X14.3S	12X15X14.3	5.2	590	750
KV12X15X14.8S	12X15X14.8	5.2	670	890
KV12X15X16.3S	12X15X16.3	5.8	720	970
KV12X15X16.5S	12X15X16.5	7.0	720	970
KV12X15X17.3S	12X15X17.3	6.2	810	1130
KV12X15X17.5S	12X15X17.5	6.5	760	1050

- ▲ Product specifications may change without prior notice due to improvement. Please contact NRB for more detail or inquiry.
- ▲ 本型录所列规格为代表性产品；其它相近系列产品或更多选择需求或疑问，请洽询立多禄。

KV-S 型滚针轴承

KV-S SERIES



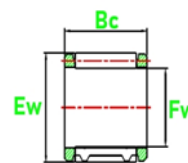
KV

NRB Part Nr.	Dimensions (mm)	mass (g)	(C) Kgf	(Co) Kgf
	Fw x Ew x Bc			
KV12X16X12.8S	12X16X12.8	6.3	710	790
KV12X16X14.8S	12X16X14.8	7.5	720	800
KV12X16X15.3S	12X16X15.3	7.6	770	870
KV12X16X15.8S	12X16X15.8	8.0	770	870
KV12X17X12.8S	12X17X12.8	8.5	790	790
KV12X17X14.2S	12X17X14.2	9.0	980	1040
KV12X17X14.8S	12X17X14.8	10.0	840	860
KV12X17X15.8S	12X17X15.8	10.3	910	940
KV13X16X13.8S	13X16X13.8	5.5	610	800
KV13X17X14.8S	13X17X14.8	10.5	770	890
KV13X17X17.5S	13X17X17.5	9.4	1000	1250
KV13X18X14.8S	13X18X14.8	10.0	910	960
KV14X17X16.8S	14X17X16.8	7.0	780	1140
KV14X18X15.8S	14X18X15.8	9.0	930	1160
KV14X18X16.5S	14X18X16.5	9.5	930	1160
KV14X18X16.8SU	14X18X16.8	10.0	870	1070
KV14X18X17.2SU	14X18X17.2	10.5	870	1070
KV14X18X20.8S	14X18X20.8	10.5	1290	1770
KV14X19X17.2S	14X19X17.2	13.0	1040	1170
KV15X19X12.8S	15X19X12.8	6.8	790	960
KV15X19X16.8S	15X19X16.8	11.5	1040	1370
KV15X19X17.3S	15X19X17.3	10.4	1100	1480
KV15X19X17.8S	15X19X17.8	11.0	980	1270
KV15X19X19.5S	15X19X19.5	12.0	1050	1370
KV15X20X17.8S	15X20X17.8	14.0	1280	1560

- ▲ Product specifications may change without prior notice due to improvement. Please contact NRB for more detail or inquiry.
- ▲ 本型录所列规格为代表性产品；其它相近系列产品或更多选择需求或疑问，请洽询立多禄。

KV-S 型滚针轴承

KV-S SERIES



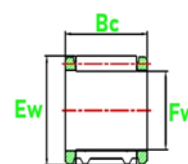
KV

NRB Part Nr.	Dimensions (mm)	mass (g)	(C) Kgf	(Co) Kgf
	Fw x Ew x Bc			
KV15X20X19.8S	15X20X19.8	15.2	1410	1760
KV16X20X16.8S	16X20X16.8	11.0	980	1280
KV16X20X19.5S	16X20X19.5	13.0	1100	1490
KV16X20X19.8S	16X20X19.8	13.1	1160	1600
KV16X20X21.8S	16X20X21.8	14.5	1220	1720
KV16X20X22.5S	16X20X22.5	13.7	1160	1590
KV16X20X22.8S	16X20X22.8	15.2	1160	1590
KV16X21X17.5S	16X21X17.5	14.5	1190	1430
KV16X21X19.5S	16X21X19.5	16.5	1260	1540
KV16X21X22.5S	16X21X22.5	19.0	1410	1780
KV16X22X20.0S	16X22X20.0	19.0	1620	1890
KV16X22X22.0S	16X22X22.0	20.2	1620	1890
KV18X22X19.8S	18X22X19.8	14.0	1210	1750
KV18X22X21.8S	18X22X21.8	16.0	1270	1860
KV18X22X22.8S	18X22X22.8	16.5	1390	2100
KV18X22X23.5S	18X22X23.5	17.0	1460	2240
KV18X22X23.8S	18X22X23.8	17.5	1390	2100
KV18X22X29.0S	18X22X29.0	20.0	1700	2710
KV18X23X21.8S	18X23X21.8	20.0	1720	2380
KV18X23X22.8S	18X23X22.8	20.0	1630	2210
KV18X23X23.8S	18X23X23.8	22.0	1630	2210
KV18X23X24S	18X23X24.0	22.0	1880	2660
KV18X25X24.8S	18X25X24.8	33.6	1950	2250
KV19.05X23.812X28.3S	19.05X23.812X28.3	25.0	1950	2930
KV20X24X22.5S	20X24X22.5	17.9	1570	2550

- ▲ Product specifications may change without prior notice due to improvement. Please contact NRB for more detail or inquiry.
- ▲ 本型录所列规格为代表性产品；其它相近系列产品或更多选择需求或疑问，请洽询立多禄。

KV-S 型滚针轴承

KV-S SERIES



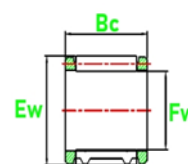
KV

NRB Part Nr.	Dimensions (mm)	mass (g)	(C) Kgf	(Co) Kgf
	$F_w \times E_w \times B_c$			
KV20X24X22.8S	20X24X22.8	16.8	1440	2270
KV20X24X23.8S	20X24X23.8	19.0	1440	2270
KV20X25X21.8S	20X25X21.8	19.6	1880	2760
KV20X25X22.8S	20X25X22.8	23.0	1790	2580
KV20X25X23.8S	20X25X23.8	24.6	1870	2730
KV20X25X29.0S	20X25X29.0	29.8	2190	3330
KV20X26X23.8S	20X26X23.8	29.6	2080	2770
KV21X25X23.8S	21X25X23.8	19.5	1630	2710
KV21X27X24.8S	21X27X24.8	23.6	2280	3160
KV22X27X22.8S	22X27X22.8	24.5	2030	3130
KV22X27X23.8S	22X27X23.8	25.7	2120	3300
KV22X27X24.8S	22X27X24.8	27.5	2030	3130
KV23.07X28.07X21.6S	23.07X28.07X21.6	24.5	2020	3150
KV23X28X25.8S	23X28X25.8	30.8	2200	3510
KV24.01X28.99X28.3S	24.01X28.99X28.3	34.3	2080	3320
KV24X29X23.8S	24X29X23.8	30.8	2090	3340
KV24X29X24.8S	24X29X24.8	29.0	2160	3530
KV26X31X26.3S	26X31X26.3	29.0	2520	4360

- ▲ Product specifications may change without prior notice due to improvement. Please contact NRB for more detail or inquiry.
- ▲ 本型录所列规格为代表性产品；其它相近系列产品或更多选择需求或疑问，请洽询立多禄。

KV 型滚针轴承

KV SERIES



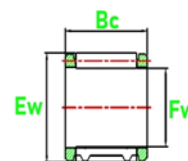
KV

NRB Part Nr.	Dimensions (mm) Fw x Ew x Bc	mass (g)	(C) Kgf	(Co) Kgf
KV07X10X09.8	07X10X09.8	1.8	350	330
KV08X11X09.8	08X11X09.8	2.5	380	380
KV08X11X12.8	08X11X12.8	3.0	420	430
KV08X12X11.8	08X12X11.8	4.0	550	520
KV09X12X12.8	09X12X12.8	3.5	530	600
KV10X13X12.8	10X13X12.8	3.9	520	610
KV10X13X13.5	10X13X13.5	3.9	560	660
KV10X13X14.5	10X13X14.5	4.5	520	610
KV10X13X15.8	10X13X15.8	4.9	450	500
KV10X14X12.8	10X14X12.8	5.5	670	700
KV10X14X14.5	10X14X14.5	6.5	670	700
KV11X14X09.8	11X14X09.8	3.0	490	570
KV12X15X09.8	12X15X09.8	3.5	510	620
KV12X15X12.8	12X15X12.8	4.5	580	730
KV12X15X14.5	12X15X14.5	5.3	580	740
KV12X15X14.8	12X15X14.8	5.3	750	1030
KV12X15X16.5	12X15X16.5	6.0	720	970
KV12X15X17.5	12X15X17.5	5.2	720	970
KV12X16X12.8	12X16X12.8	6.0	710	790
KV12X16X14.8	12X16X14.8	7.5	720	800
KV12X16X15.5	12X16X15.5	7.0	770	870
KV12X16X23.8W	12X16X23.8	11.6	1120	1420
KV13X16X13.8	13X16X13.8	5.0	640	860
KV14X18X12.8	14X18X12.8	7.0	750	880
KV14X18X15.8	14X18X15.8	9.0	870	1070

- ▲ Product specifications may change without prior notice due to improvement. Please contact NRB for more detail or inquiry.
- ▲ 本型录所列规格为代表性产品；其它相近系列产品或更多选择需求或疑问，请洽询立多禄。

KV 型滚针轴承

KV SERIES



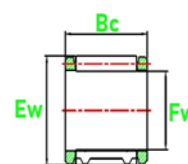
KV

NRB Part Nr.	Dimensions (mm)	mass (g)	(C) Kgf	(Co) Kgf
	Fw x Ew x Bc			
KV14X18X16.5	14X18X16.5	9.5	930	1160
KV14X18X17.2	14X18X17.2	10.8	870	1070
KV14X18X18.8	14X18X18.8	11.0	1050	1350
KV14X18X21.8	14X18X21.8	12.6	1110	1450
KV14X19X17.1	14X19X17.1	13.0	1120	1280
KV15X18X21.8W	15X18X21.8	8.0	990	1560
KV15X19X07.8	15X19X07.8	5.0	540	590
KV15X19X12.8	15X19X12.8	6.8	790	960
KV15X19X17.8	15X19X17.8	11.0	1040	1380
KV15X19X19.5	15X19X19.5	12.0	1040	1360
KV15X20X12.8	15X20X12.8	10.0	970	1090
KV15.5X21.5X19.8	15.5X21.5X19.8	17.0	1430	1600
KV16X20X12.8	16X20X12.8	7.2	830	1050
KV16X20X16.8	16X20X16.8	11.0	970	1280
KV16X20X17.3	16X20X17.3	11.0	1100	1490
KV16X20X18.8	16X20X18.8	11.0	1160	1600
KV16X20X19.5	16X20X19.5	13.0	1160	1600
KV16X20X19.8	16X20X19.8	13.0	1160	1600
KV16X20X22.5	16X20X22.5	13.7	1100	1490
KV16X21X18.8	16X21X18.8	15.2	1340	1660
KV17X21X09.8	17X21X09.8	6.5	730	910
KV17X21X14.8	17X21X14.8	10.0	990	1330
KV18X22X15.8	18X22X15.8	11.5	1070	1500
KV18X22X16.8	18X22X16.8	12.0	1070	1500
KV18X22X22.8	18X22X22.8	16.0	1390	2100

- ▲ Product specifications may change without prior notice due to improvement. Please contact NRB for more detail or inquiry.
- ▲ 本型录所列规格为代表性产品；其它相近系列产品或更多选择需求或疑问，请洽询立多禄。

KV 型滚针轴承

KV SERIES



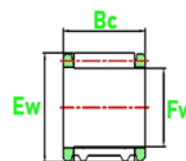
KV

NRB Part Nr.	Dimensions (mm) Fw x Ew x Bc	mass (g)	(C) Kgf	(Co) Kgf
KV18X23X21.8	18X23X21.8	19.0	1630	2210
KV20X24X16.8	20X24X16.8	12.5	1210	1820
KV20X24X18.8	20X24X18.8	16.5	1360	2110
KV20X24X29.5	20X24X29.5	21.6	1980	3430
KV20X25X22.8	20X25X22.8	22.5	1970	2920
KV22X27X24.8	22X27X24.8	28.0	2030	3130
KV22X32X24.9	22X32X24.9	51.0	3090	3430
KV24X28X09.8	24X28X09.8	9.0	890	1290
KV24X28X12.8	24X28X12.8	11.5	1190	1890
KV24X28X15.8	24X28X15.8	14.1	1300	2200
KV25X29X12.3	25X29X12.3	11.0	1090	1710
KV25X29X12.8	25X29X12.8	11.9	1090	1710
KV25X30X19.8	25X30X19.8	23.0	1810	2810
KV28X32X16.8	28X32X16.8	17.0	1550	2800
KV28X36X45.8W	28X36X45.8	96.0	4850	7480
KV30X35X16.8	30X35X16.8	24.0	1780	2930
KV30X35X19.8	30X35X19.8	27.0	2010	3400
KV30X35X29.8	30X35X29.8	38.0	3130	6020
KV35X40X12.8	35X40X12.8	21.5	1400	2260
KV35X40X25.8	35X40X25.8	42.0	2900	5740
KV35X40X32.5	35X40X32.5	49.3	3150	6360
KV35X40X35.8W	35X40X35.8	55.4	3460	7190
KV37X42X16.8	37X42X16.8	26.0	1890	3360
KV38X43X16.8	38X43X16.8	29.0	1980	3620
KV38X44X53.8W	38X44X53.8	114.6	6040	13300

- ▲ Product specifications may change without prior notice due to improvement. Please contact NRB for more detail or inquiry.
- ▲ 本型录所列规格为代表性产品；其它相近系列产品或更多选择需求或疑问，请洽询立多禄。

KV 型滚针轴承

KV SERIES



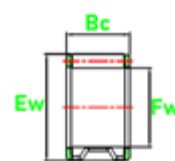
KV

NRB Part Nr.	Dimensions (mm) Fw x Ew x Bc	mass (g)	(C) Kgf	(Co) Kgf
KV39X44X43.8W	39X44X43.8	74.0	4230	9680
KV43X48X29.8	43X48X29.8	56.0	3360	7410
KV45X50X30.3	45X50X30.3	57.8	3730	8600
KV48X53X23.3	48X53X23.3	52.0	2870	6270
KV50X55X29.8	50X55X29.8	64.0	3580	8460
KV56X61X33.4	56X61X33.4	83.0	4060	10330
KV60X68X22.8	60X68X22.8	86.4	4240	8010
KV68X74X44.8W	68X74X44.8	143.0	5970	15880
KV73X79X19.8	73X79X19.8	77.0	3770	9040
KV75X81X19.8	75X81X19.8	77.0	3500	8270
KV76X83X23.3	76X83X23.3	109.5	5080	12050
KV76X83X27.3	76X83X27.3	126.5	5890	14570
KV80X88X39.8W	80X88X39.8	231.1	7300	17710
KV85X93X35.8	85X93X35.8	230.0	7850	19890
KV91X98X27.3	91X98X27.3	161.0	5850	15320
KV95X102X42.1W	95X102X42.1	265.0	8130	23800
KV95X102X47.8W	95X102X47.8	295.0	8960	26950
KV97X104X35.8	97X104X35.8	208.0	7640	22060

- ▲ Product specifications may change without prior notice due to improvement. Please contact NRB for more detail or inquiry.
- ▲ 本型录所列规格为代表性产品；其它相近系列产品或更多选择需求或疑问，请洽询立多禄。

KT-S 型滚针轴承

KT-S SERIES



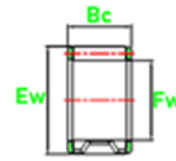
KT

NRB Part Nr.	Dimensions (mm)	mass (g)	(C) Kgf	(Co) Kgf
	Fw x Ew x Bc			
KT08X12X07.8S	08X12X07.8	2.2	310	370
KT10X14X07.8S	10X14X07.8	2.9	360	400
KT10X14X08.8S	10X14X08.8	3.0	480	500
KT10X14X09.8S	10X14X09.8	3.5	490	470
KT10X14X11.3S	10X14X11.3	4.0	610	620
KT10X14X13.6S	10X14X13.6	4.7	700	670
KT12X16X09.8S	12X16X09.8	4.0	610	650
KT12X16X10.3S	12X16X10.3	4.3	570	600
KT12X16X10.8S	12X16X10.8	4.5	700	770
KT12X16X13.8S	12X16X13.8	5.6	820	960
KT12X16X17.8S	12X16X17.8	*	990	1210
KT12X17X08.0S	12X17X08.0	*	580	540
KT12X17X09.8S	12X17X09.8	4.9	730	710
KT13X17X09.8S	13X17X09.8	4.3	640	710
KT13X18X09.8S	13X18X09.8	5.5	770	790
KT13X18X11.8S	13X18X11.8	6.7	880	930
KT13X19X09.8S	13X19X09.8	7.0	810	750
KT14X18X09.8S	14X18X09.8	4.8	640	720
KT14X18X11.8S	14X18X11.8	5.5	800	960
KT14X19X09.8S	14X19X09.8	6.0	720	730
KT14X19X11.8S	14X19X11.8	7.3	830	870
KT14X20X09.8S	14X20X09.8	8.0	880	840
KT14X20X10.5S	14X20X10.5	8.6	880	840
KT14X20X11.8S	14X20X11.8	9.1	1070	1080
KT14.1X20.1X11.8S	14.1X20.1X11.8	9.3	1000	1000

- ▲ Product specifications may change without prior notice due to improvement. Please contact NRB for more detail or inquiry.
- ▲ 本型录所列规格为代表性产品；其它相近系列产品或更多选择需求或疑问，请洽询立多禄。

KT-S 型滚针轴承

KT-S SERIES



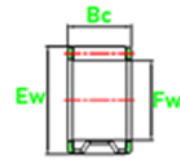
KT

NRB Part Nr.	Dimensions (mm) Fw x Ew x Bc	mass (g)	(C) Kgf	(Co) Kgf
KT14.4X20.4X09.8S	14.4X20.4X09.8	7.6	880	840
KT15X20X09.8S	15X20X09.8	6.5	770	800
KT15X20X11.8S	15X20X11.8	7.7	930	1030
KT15X21X09.8S	15X21X09.8	8.0	870	850
KT15X21X11.8S	15X21X11.8	9.7	1000	1010
KT15X21X11S	15x21x11.0	9.0	950	950
KT16X21X09.8S	16X21X09.8	7.0	810	880
KT16X21X13.4S	16X21X13.4	8.9	1100	1300
KT16X22X09.8S	16X22X09.8	8.5	870	860
KT16X22X11.8S	16X22X11.8	10.5	1140	1210
KT16X22X13.3S	16X22X13.3	11.5	1180	1270
KT17X23X13.8S	17X23X13.8	12.0	1260	1400
KT18X22X11.8S	18X22X11.8	6.6	950	1290
KT18X24X11.6S	18X24X11.6	11.0	1120	1230
KT18X24X11.8S	18X24X11.8	11.7	1200	1330
KT18X24X12.6S	18X24X12.6	12.0	1250	1410
KT18X24X12.8S	18X24X12.8	12.5	1250	1410
KT18X24X13.3S	18X24X13.3	13.0	1330	1530
KT18X24X13.8S	18X24X13.8	12.5	1330	1530
KT18X24X14.8S	18X24X14.8	13.8	1430	1680
KT19X24X13.8S	19X24X13.8	11.3	1200	1530
KT19X25X15.8S	19X25X15.8	15.3	1440	1700
KT20X26X11.6S	20X26X11.6	11.5	1260	1450
KT20X26X11.8S	20X26X11.8	12.5	1320	1580
KT20X26X13.8S	20X26X13.8	14.0	1400	1670

- ▲ Product specifications may change without prior notice due to improvement. Please contact NRB for more detail or inquiry.
- ▲ 本型录所列规格为代表性产品；其它相近系列产品或更多选择需求或疑问，请洽询立多禄。

KT-S 型滚针轴承

KT-S SERIES



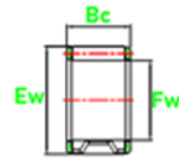
KT

NRB Part Nr.	Dimensions (mm)	mass (g)	(C) Kgf	(Co) Kgf
	Fw x Ew x Bc			
KT20X26X14.8S	20X26X14.8	15.3	1500	1830
KT20X26X15.8S	20X26X15.8	16.5	1610	2000
KT20X26X16.8S	20X26X16.8	17.0	1710	2160
KT20X27X15.8S	20X27X15.8	19.5	1700	1940
KT20X28X11.8S	20X28X11.8	*	1340	1310
KT20X28X13.8S	20X28X13.8	20.0	1700	1790
KT21X26X13.8S	21X26X13.8	11.8	1250	1650
KT21.1X27.1X12.8S	21.1X27.1X12.8	13.8	1370	1660
KT22X28X12.8S	22X28X12.8	14.5	1300	1560
KT22X28X13.8S	22X28X13.8	15.5	1390	1690
KT22X28X14.8S	22X28X14.8	17.0	1390	1690
KT22X28X15.8S	22X28X15.8	17.7	1680	2160
KT22X28X16.8S	22X28X16.8	18.5	1700	2190
KT22X29X13.8S	22X29X13.8	18.5	1650	1910
KT22X29X14.8S	22X29X14.8	19.0	1770	2100
KT22X29X15.4S	22X29X15.4	20.0	1900	2290
KT22X29X15.8S	22X29X15.8	21.0	1900	2290
KT22X29X16.8S	22X29X16.8	23.0	2020	2480
KT22X29X17.8S	22X29X17.8	23.5	2020	2480
KT23X28X13.8S	23X28X13.8	12.9	1350	1870
KT23X30X13.8S	23X30X13.8	20.0	1730	2060
KT23.1X28.1X14S	23.1X28.1X14	13.5	1350	1870
KT24X30X13.8S	24X30X13.8	18.0	1520	1950
KT24X30X14.8S	24X30X14.8	18.0	1630	2140
KT24X30X15.8S	24X30X15.8	19.0	1760	2370

- ▲ Product specifications may change without prior notice due to improvement. Please contact NRB for more detail or inquiry.
- ▲ 本型录所列规格为代表性产品；其它相近系列产品或更多选择需求或疑问，请洽询立多禄。

KT-S 型滚针轴承

KT-S SERIES



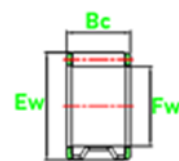
KT

NRB Part Nr.	Dimensions (mm)	mass (g)	(C) Kgf	(Co) Kgf
	Fw x Ew x Bc			
KT24X31X15.8S	24X31X15.8	22.5	1880	2320
KT24X31X16.8S	24X31X16.8	25.0	2110	2690
KT24X31X17.8S	24X31X17.8	25.0	2120	2700
KT24X32X12.8S	24X32X12.8	*	1830	2070
KT24X32X17.8S	24X32X17.8	28.0	2330	2800
KT24X32X19.8S	24X32X19.8	32.8	2450	3000
KT24.3X32.3X15.8S	24.3X32.3X15.8	26.5	2060	2400
KT24.64X30.64X14.8S	24.64X30.64X14.8	19.2	1630	2150
KT25X30X14.8S	25X30X14.8	15.5	1550	2300
KT25X31X19.8S	25X31X19.8	25.0	2060	2920
KT25X32X15.8S	25X32X15.8	23.0	1970	2500
KT25X32X19.8S	25X32X19.8	30.0	2460	3330
KT25.1X30.1X13.8S	25.1X30.1X13.8	14.5	1440	2100
KT25.1X31.1X12.8S	25.1X31.1X12.8	16.6	1580	2100
KT26X31X13.8S	26X31X13.8	15.0	1430	2100
KT26X31X14.8S	26X31X14.8	16.0	1600	2430
KT26X31X15.8S	26X31X15.8	17.0	1710	2640
KT26X32X13.8S	26X32X13.8	18.0	1640	2210
KT26X33X13.8S	26X33X13.8	15.0	1430	2100
KT26X33X14.8S	26X33X14.8	16.0	1600	2430
KT26X33X17.8S	26X33X17.8	17.0	1710	2640
KT26X34X19.8S	26X34X19.8	37.0	2720	3500
KT27X35X16.8S	27X35X16.8	31.6	2160	2620
KT27X36X17.8S	27X36X17.8	39.0	2620	3120
KT27X36X20.8S	27X36X20.8	40.5	2930	3610

- ▲ Product specifications may change without prior notice due to improvement. Please contact NRB for more detail or inquiry.
- ▲ 本型录所列规格为代表性产品；其它相近系列产品或更多选择需求或疑问，请洽询立多禄。

KT-S 型滚针轴承

KT-S SERIES



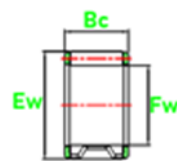
KT

NRB Part Nr.	Dimensions (mm)	mass (g)	(C) Kgf	(Co) Kgf
	Fw x Ew x Bc			
KT28X33X12.8S	28X33X12.8	15.0	1520	1340
KT28X33X13.8S	28X33X13.8	16.3	1520	2330
KT28X34X16.8S	28X34X16.8	24.5	2230	3370
KT28X35X13.8S	28X35X13.8	23.5	1940	2540
KT28X35X15.8S	28X35X15.8	26.3	2240	3040
KT28X35X17.8S	28X35X17.8	29.3	2410	3340
KT28X36X13.8S	28X36X13.8	27.5	2070	2510
KT28X36X15.8S	28X36X15.8	31.0	2420	3060
KT28X36X16.8S	28X36X16.8	32.5	2530	3260
KT28X36X19.8S	28X36X19.8	39.5	2830	3770
KT29X37X15.8S	29X37X15.8	33.0	2370	3030
KT30X37X13.8S	30X37X13.8	24.5	1930	2550
KT30X37X15.8S	30X37X15.8	28.6	2220	3060
KT30X37X17.8S	30X37X17.8	30.8	2500	3570
KT30X37X19.8S	30X37X19.8	35.5	2630	3820
KT30X38X13.8S	30X38X13.8	29.0	2240	2850
KT30X38X15.8S	30X38X15.8	33.0	2480	3230
KT30X38X16.8S	30X38X16.8	35.0	2630	3500
KT30X38X17.8S	30X38X17.8	37.2	2910	3990
KT31X38X13.8S	31X38X13.8	25.5	1990	2700
KT31X38X17.8S	31X38X17.8	32.0	2590	3780
KT32X40X17.8S	32X40X17.8	38.0	2770	3800
KT32X40X19.8S	32X40X19.8	44.0	3050	4310
KT32X42X16.8S	32X42X16.8	47.0	2870	3430
KT32X42X19.8S	32X42X19.8	56.1	3420	4310

- ▲ Product specifications may change without prior notice due to improvement. Please contact NRB for more detail or inquiry.
- ▲ 本型录所列规格为代表性产品；其它相近系列产品或更多选择需求或疑问，请洽询立多禄。

KT-S 型滚针轴承

KT-S SERIES



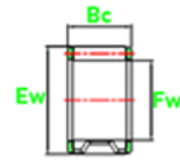
KT

NRB Part Nr.	Dimensions (mm)	mass (g)	(C) Kgf	(Co) Kgf
	Fw x Ew x Bc			
KT33X41X19.8S	33X41X19.8	43.0	3040	4320
KT34X42X19.8S	34X42X19.8	46.5	3150	4580
KT34X42X23.8S	34X42X23.8	54.0	3790	5800
KT35X45X19.8S	35X45X19.8	61.0	3730	4940
KT37X47X24.8S	37X47X24.8	78.0	4660	6650
KT39X59X22.8S	39X59X22.8	170.9	6150	6280
KT42.47X53.47X13.5S	42.47X53.47X13.5	57.0	2820	3420
KT42.47X53.47X18.5S	42.47X53.47X18.5	75.0	4130	5580

- ▲ Product specifications may change without prior notice due to improvement. Please contact NRB for more detail or inquiry.
- ▲ 本型录所列规格为代表性产品；其它相近系列产品或更多选择需求或疑问，请洽询立多禄。

KT 型滚针轴承

KT SERIES



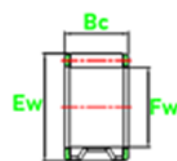
KT

NRB Part Nr.	Dimensions (mm)	mass (g)	(C) Kgf	(Co) Kgf
	Fw x Ew x Bc			
KT07X10X07.8	07X10X07.8	1.3	270	240
KT10X13X09.8	10X13X09.8	2.3	420	460
KT10X14X14.8	10X14X14.8	5.0	780	850
KT12X15X09.8	12X15X09.8	2.6	470	560
KT12X16X09.8	12X16X09.8	4.1	570	600
KT12X17X07.8	12X17X07.8	4.1	580	540
KT14X18X07.8	14X18X07.8	4.0	520	550
KT14X18X09.8	14X18X09.8	4.8	640	720
KT14X18X12.8	14X18X12.8	7.0	800	960
KT14X20X11.8	14X20X11.8	8.6	1070	1080
KT15X19X12.8	15X19X12.8	6.4	840	1040
KT15X21X14.8	15X21X14.8	12.0	1100	1140
KT15.2X22.2X11.8	15.2X22.2X11.8	12.0	1090	1030
KT16X20X07.8	16X20X07.8	4.0	570	640
KT16X20X09.8	16X20X09.8	5.1	700	850
KT16X21X09.8	16X21X09.8	6.5	810	880
KT16X22X11.8	16X22X11.8	10.0	1060	1110
KT16X22X12.8	16X22X12.8	11.0	1110	1170
KT16X22X13.3	16X22X13.3	11.5	1180	1270
KT17X22X19.8	17X22X19.8	14.0	1570	2090
KT18X24X11.6	18X24X11.6	10.6	1060	1130
KT18X24X13.3	18X24X13.3	13.0	1330	1530
KT18X24X19.8	18X24X19.8	18.8	1820	2280
KT18X25X16.8	18X25X16.8	17.7	1600	1750
KT19X23X12.8	19X23X12.8	7.8	990	1370

- ▲ Product specifications may change without prior notice due to improvement. Please contact NRB for more detail or inquiry.
- ▲ 本型录所列规格为代表性产品；其它相近系列产品或更多选择需求或疑问，请洽询立多禄。

KT 型滚针轴承

KT SERIES



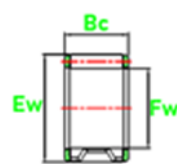
KT

NRB Part Nr.	Dimensions (mm) Fw x Ew x Bc	mass (g)	(C) Kgf	(Co) Kgf
KT19X25X13.8	19X25X13.8	13.6	1330	1540
KT19X25X14.8	19X25X14.8	15.0	1430	1690
KT19X25X31.8	19X25X31.8	28.0	2680	3790
KT19X28X13.8	19X28X13.8	21.0	1670	1610
KT20X24X09.8	20X24X09.8	6.5	850	1150
KT20X24X12.8	20X24X12.8	8.5	1050	1530
KT20X26X11.8	20X26X11.8	12.0	1260	1460
KT20X26X19.8	20X26X19.8	21.0	1810	2310
KT20X28X15.8	20X28X15.8	24.0	1830	1970
KT20X28X19.8	20X28X19.8	28.0	2180	2460
KT20X28X24.8	20X28X24.8	35.2	2630	3120
KT20.5X26.5X10.8	20.5X26.5X10.8	11.2	1300	1540
KT20.5X28X11.8	20.5X28X11.8	17.2	1500	1600
KT21X27X17.8	21X27X17.8	18.1	1850	2420
KT22X26X09.8	22X26X09.8	7.0	930	1340
KT22X26X10.8	22X26X10.8	7.5	1020	1520
KT22X26X12.8	22X26X12.8	9.4	1120	1700
KT22X28X13.8	22X28X13.8	15.4	1390	1690
KT22X28X14.8	22X28X14.8	17.0	1390	1690
KT22X28X19.8	22X28X19.8	24.0	1890	2520
KT22X28X22.8	22X28X22.8	26.8	2300	3260
KT22X29X13.8S	22X29X13.8	18.5	1650	1910
KT22X29X15.4	22X29X15.4	20.0	1890	2290
KT22X29X15.8	22X29X15.8	21.0	1890	2290
KT22X29X16.8	22X29X16.8	23.0	1790	2130

- ▲ Product specifications may change without prior notice due to improvement. Please contact NRB for more detail or inquiry.
- ▲ 本型录所列规格为代表性产品；其它相近系列产品或更多选择需求或疑问，请洽询立多禄。

KT 型滚针轴承

KT SERIES



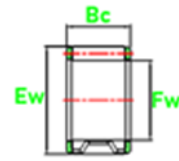
KT

NRB Part Nr.	Dimensions (mm)	mass (g)	(C) Kgf	(Co) Kgf
	Fw x Ew x Bc			
KT22X30X14.8	22X30X14.8	23.0	1820	2000
KT22X30X15.8	22X30X15.8	25.0	1820	2000
KT22X30X17.8	22X30X17.8	27.6	2080	2370
KT22X35X31.8	22X35X31.8	77.0	4480	4770
KT23X33X19.8	23X33X19.8	38.0	2560	2720
KT24X28X09.8	24X28X09.8	8.8	820	1160
KT24X29X12.8	24X29X12.8	13.0	1310	1830
KT24X30X16.8	24X30X16.8	21.0	1740	2330
KT24.5X33.5X11.8	24.5X33.5X11.8	24.2	1830	1930
KT25X29X09.8	25X29X09.8	7.8	880	1290
KT25X29X16.8	25X29X16.8	13.0	1490	2560
KT25X31X22.8	25X31X22.8	25.0	2270	3300
KT25X32X15.8	25X32X15.8	24.0	1970	2500
KT25X33X19.8	25X33X19.8	32.8	2450	3010
KT25X33X23.8	25X33X23.8	41.5	3110	4110
KT25X35X15.8	25X35X15.8	35.6	2180	2260
KT25X35X15.9	25X35X15.9	37.5	2610	2860
KT25X35X24.8	25X35X24.8	54.0	3310	3860
KT25X35X27.8	25X35X27.8	61.8	3970	4890
KT25X35X31.8	25X35X31.8	74.8	4850	6380
KT25X37X24.8	25X37X24.8	70.5	3410	3600
KT25X37X32.8	25X37X32.8	97.5	4820	5630
KT25.4X33.34X31.8	25.4X33.34X31.8	53.0	4140	6010
KT26X30X09.8	26X30X09.8	7.7	930	1420
KT26X30X12.8	26X30X12.8	11.0	1130	1820

- ▲ Product specifications may change without prior notice due to improvement. Please contact NRB for more detail or inquiry.
- ▲ 本型录所列规格为代表性产品；其它相近系列产品或更多选择需求或疑问，请洽询立多禄。

KT 型滚针轴承

KT SERIES



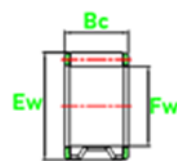
KT

NRB Part Nr.	Dimensions (mm)	mass (g)	(C) Kgf	(Co) Kgf
	Fw x Ew x Bc			
KT28X33X16.8	28X33X16.8	19.5	1860	3010
KT28X35X17.8	28X35X17.8	28.4	2180	2920
KT28X35X19.8	28X35X19.8	31.5	2540	3580
KT29X39X21.4	29X39X21.4	53.5	3260	3930
KT30X35X12.8	30X35X12.8	14.9	1510	2360
KT30X35X16.8	30X35X16.8	18.6	1900	3160
KT30X36X13.8	30X36X13.8	21.0	1670	2370
KT30X37X15.8	30X37X15.8	28.6	2210	3060
KT30X37X29.8	30X37X29.8	48.0	3630	5760
KT30X38X14.8	30X38X14.8	29.8	2310	2960
KT30X38X23.8	30X38X23.8	49.5	3390	4840
KT30X40X19.8	30X40X19.8	51.8	3270	3980
KT30X42X14.8	30X42X14.8	49.3	2920	3090
KT30X42X16.8	30X42X16.8	55.5	3340	3670
KT30X42X22.3	30X42X22.3	74.0	4150	4840
KT30X42X29.8	30X42X29.8	93.0	5300	6620
KT30.5X43.5X42.8	30.5X43.5X42.8	148.0	7700	10240
KT31.75X41.275X38.1	31.75X41.275X38.1	92.4	6110	9320
KT32X37X12.8	32X37X12.8	15.4	1490	2370
KT32X37X16.8	32X37X16.8	20.2	1940	3320
KT32X37X26.8	32X37X26.8	31.4	3000	5820
KT32X38X25.8	32X38X25.8	37.9	3160	5480
KT32X40X31.8	32X40X31.8	65.4	4960	8040
KT32X42X14.8	32X42X14.8	41.8	2680	3140
KT32X42X24.8	32X42X24.8	54.2	3910	5110

- ▲ Product specifications may change without prior notice due to improvement. Please contact NRB for more detail or inquiry.
- ▲ 本型录所列规格为代表性产品；其它相近系列产品或更多选择需求或疑问，请洽询立多禄。

KT 型滚针轴承

KT SERIES



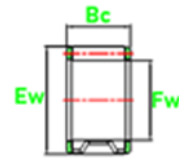
KT

NRB Part Nr.	Dimensions (mm)		mass (g)	(C) Kgf	(Co) Kgf
	Fw x Ew x Bc				
KT32X45X31.8	32X45X31.8		135.0	5740	7070
KT32X48X18.8	32X48X18.8		86.0	4170	4170
KT32X48X24.8	32X48X24.8		103.0	4650	4750
KT34X42X27.8	34X42X27.8		60.6	4540	7320
KT34X44X39.8	34X44X39.8		113.0	6640	10270
KT34.9X48.9X24.8	34.9X48.9X24.8		109.0	5520	6600
KT35X40X16.8	35X40X16.8		22.0	2030	3620
KT35X40X18.8	35X40X18.8		25.1	2200	4040
KT35X40X26.8	35X40X26.8		36.0	3120	6300
KT35X41X39.8	35X41X39.8		63.0	4680	9330
KT35X42X16.8	35X42X16.8		34.0	2350	3450
KT35X42X17.8	35X42X17.8		36.0	2500	3740
KT35X42X19.8	35X42X19.8		39.5	2790	4310
KT35X42X29.8	35X42X29.8		56.5	4140	7170
KT35X47X28.8	35X47X28.8		103.7	5530	7270
KT35X47X29.8	35X47X29.8		*	5720	7590
KT36X42X24.8	36X42X24.8		42.2	3300	6020
KT36X48X22.8	36X48X22.8		86.5	4340	5360
KT36X48X41.8	36X48X41.8		151.8	7860	11500
KT36X51X27.8	36X51X27.8		136.5	6400	7710
KT37X55X35.8	37X55X35.8		218.7	9020	10790
KT38X44X32.8	38X44X32.8		68.0	3760	7250
KT38X46X19.8	38X46X19.8		49.3	3230	4870
KT38X46X24.8	38X46X24.8		66.0	4190	6820
KT38X46X25.8	38X46X25.8		62.2	3730	5860

- ▲ Product specifications may change without prior notice due to improvement. Please contact NRB for more detail or inquiry.
- ▲ 本型录所列规格为代表性产品；其它相近系列产品或更多选择需求或疑问，请洽询立多禄。

KT 型滚针轴承

KT SERIES



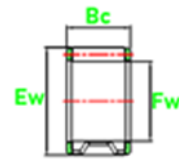
KT

NRB Part Nr.	Dimensions (mm)	mass (g)	(C) Kgf	(Co) Kgf
	Fw x Ew x Bc			
KT38X46X31.8	38X46X31.8	77.2	5630	10000
KT38X52X42.8	38X52X42.8	177.0	8280	11270
KT39X47X21.8	39X47X21.8	54.4	3840	6150
KT39X54X22.8	39X54X22.8	121.8	5560	6530
KT39X55X20.6	39X55X20.6	122.0	5290	5920
KT39X55X22.4	39X55X22.4	132.4	5860	6760
KT39X55X24.8	39X55X24.8	129.5	6960	8420
KT39X59X22.8	39X59X22.8	170.9	6150	6280
KT40X45X16.8	40X45X16.8	25.5	2070	3890
KT40X45X20.8	40X45X20.8	34.6	2725	5510
KT40X45X26.8	40X45X26.8	39.0	3290	7060
KT40X48X19.8	40X48X19.8	54.0	3260	5020
KT40X48X24.8	40X48X24.8	63.0	4020	6570
KT40X48X33.4	40X48X33.4	86.0	5060	8810
KT40X48X33.8	40X48X33.8	84.8	5400	9600
KT40X56X20.8	40X56X20.8	119.0	5540	6300
KT40X57X31.5	40X57X31.5	199.4	8510	10550
KT42X49X21.8	42X49X21.8	50.4	3010	5030
KT42X50X19.8	42X50X19.8	53.5	3300	5160
KT43X63X29.8	43X63X29.8	238.0	8960	10400
KT43X63X49.8	43X63X49.8	396.6	14150	18700
KT44X50X38.8	44X50X38.8	83.0	4770	10300
KT45X50X26.8	45X50X26.8	43.0	3530	8060
KT45X53X19.8	45X53X19.8	56.5	3610	5930
KT45X53X27.8	45X53X27.8	78.9	5030	9100

- ▲ Product specifications may change without prior notice due to improvement. Please contact NRB for more detail or inquiry.
- ▲ 本型录所列规格为代表性产品；其它相近系列产品或更多选择需求或疑问，请洽询立多禄。

KT 型滚针轴承

KT SERIES



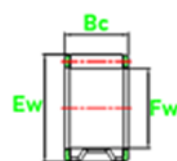
KT

NRB Part Nr.	Dimensions (mm)			(C) Kgf	(Co) Kgf
	Fw x Ew x Bc				
KT45X57X24.8	45X57X24.8			6100	8850
KT45X59X31.8	45X59X31.8			7480	10360
KT45X65X33.8	45X65X33.8			9830	11810
KT45X65X42.8	45X65X42.8			11780	14890
KT48X54X19.8	48X54X19.8			2820	5400
KT48X54X28.8	48X54X28.8			3850	8060
KT48X55X20.8	48X55X20.8			3320	5970
KT50X56X19.8	50X56X19.8			2930	5770
KT50X58X19.8	50X58X19.8			3650	6230
KT50X58X24.8	50X58X24.8			4950	9180
KT50X58X29.8	50X58X29.8			5270	9970
KT50X58X30.8	50X58X30.8			*	11240
KT50X65X31.8	50X65X31.8			7760	10670
KT50X70X27.8	50X70X27.8			9190	11090
KT50X70X31.8	50X70X31.8			9500	11570
KT50X70X42.8	50X70X42.8			13050	17410
KT52X72X34.8	52X72X34.8			*	14760
KT54X61X34.8	54X61X34.8			6150	13740
KT55X60X29.8	55X60X29.8			4390	11400
KT55X63X19.8	55X63X19.8			3910	7030
KT55X63X24.8	55X63X24.8			4760	9040
KT55X63X31.8	55X63X31.8			6220	12750
KT55X67X26.8	55X67X26.8			6910	11010
KT55X69X24.8	55X69X24.8			*	10060
KT57X73X36.8	57X73X36.8			11510	17680

- ▲ Product specifications may change without prior notice due to improvement. Please contact NRB for more detail or inquiry.
- ▲ 本型录所列规格为代表性产品；其它相近系列产品或更多选择需求或疑问，请洽询立多禄。

KT 型滚针轴承

KT SERIES



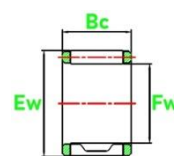
KT

NRB Part Nr.	Dimensions (mm) Fw x Ew x Bc	mass (g)	(C) Kgf	(Co) Kgf
KT60X65X29.8	60X65X29.8	61.9	4320	11450
KT60X68X19.8	60X68X19.8	75.5	3950	7320
KT60X76X54.8	60X76X54.8	452.0	15460	26180
KT60X82X35.8	60X82X35.8	456.3	14600	19890
KT62X70X23.8	62X70X23.8	94.0	4670	9170
KT68X74X19.8	68X74X19.8	67.0	3260	7320
KT68X75X23.3	68X75X23.3	84.0	4250	9200
KT68X76X42.5W	68X76X42.5	175.0	7500	17320
KT70X76X19.8	70X76X19.8	62.5	3550	8240
KT74X82X21.8	74X82X21.8	99.0	4800	10080
KT75X83X29.8	75X83X29.8	135.0	6350	14500
KT85X92X18.8	85X92X18.8	86.0	3900	8890
KT85X92X19.8	85X92X19.8	94.0	4130	9570
KT90X97X19.8	90X97X19.8	94.0	4410	10660
KT90X97X24.8	90X97X24.8	113.0	5420	13860
KT95X102X19.8	95X102X19.8	94.0	4600	11440
KT95X102X20.8	95X102X20.8	107.0	4600	11440
KT105X112X30.8	105X112X30.8	163.1	6680	19050
KT115X123X34.8	115X123X34.8	238.0	8500	24360

- ▲ Product specifications may change without prior notice due to improvement. Please contact NRB for more detail or inquiry.
- ▲ 本型录所列规格为代表性产品；其它相近系列产品或更多选择需求或疑问，请洽询立多禄。

KU 型滚针轴承

KU SERIES



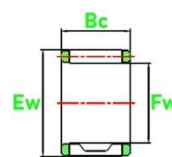
KU

NRB Part Nr.	Dimensions (mm)	Mass (g) approx.	(C) Kgf	(Co) Kgf
	Fw x Ew x Bc			
KU15X21X10.8S	15X21X10.8	10.8	1020	1050
KU16X21X09.8S	16X21X09.8	8.0	810	880
KU16X22X11.8S	16X22X11.8	12.4	1210	1310
KU18X24X11.8S	18X24X11.8	13.0	1250	1420
KU18X24X14.8S	18X24X14.8	17.5	1600	1940
KU20X26X14.8S	20X26X14.8	18.0	1660	2090
KU20X26X15.8S	20X26X15.8	19.0	1780	2280
KU20X27X13.8S	20X27X13.8	19.5	1660	1890
KU20X28X13.8S	20X28X13.8	22.8	1910	2090
KU21.67X29.67X15.8S	21.67X29.67X15.8	29.0	1940	2160
KU22X28X15.8S	22X28X15.8	20.5	1840	2450
KU22X29X15.8S	22X29X15.8	23.8	2000	2460
KU22X29X16.8S	22X29X16.8	23.0	2010	2480
KU25.1X30.1X13.8S	25.1X30.1X13.8	17.2	1550	2310
KU26X33X13.8S	26X33X13.8	27.0	1960	2510
KU26X33X15.8S	26X33X15.8	29.0	2160	2850
KU26X34X19.8S	26X34X19.8	41.5	2850	3730
KU28X35X13.8S	28X35X13.8	26.6	2020	2680
KU28X35X15.8S	28X35X15.8	43.8	2240	3040
KU28X36X13.8S	28X36X13.8	31.3	2160	2670
KU28X36X15.8S	28X36X15.8	34.0	2490	3200
KU28X36X17.8S	28X36X17.8	42.0	2650	3470
KU28X38X15.8S	28X38X15.8	42.4	2900	3370
KU29X36X17.8S	29X36X17.8	36.2	2660	3850
KU30X38X13.8S	30X38X13.8	33.0	2330	3010

- ▲ Product specifications may change without prior notice due to improvement. Please contact NRB for more detail or inquiry.
- ▲ 本型录所列规格为代表性产品；其它相近系列产品或更多选择需求或疑问，请洽询立多禄。

KU 型滚针轴承

KU SERIES



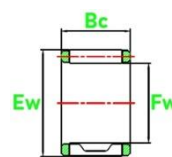
KU

NRB Part Nr.	Dimensions (mm)	Mass (g) approx.	(C) Kgf	(Co) Kgf
	Fw x Ew x Bc			
KU30X38X15.8S	30X38X15.8	36.9	2690	3610
KU30X38X16.8S	30X38X16.8	40.2	2690	3610
KU30X38X17.8S	30X38X17.8	44.0	3030	4210
KU30X38X18.8S	30X38X18.8	45.6	2800	3800
KU30X38X19.8S	30X38X19.8	48.2	3200	4510
KU30X39X19.8S	30X39X19.8	56.0	3360	4450
KU30X40X19.8S	30X40X19.8	60.0	3440	4270
KU30X40X22.8S	30X40X22.8	69.0	3970	5130
KU31X38X18.8S	31X38X18.8	40.3	2890	4380
KU31X39X19.8S	31X39X19.8	46.0	3350	4830
KU31X39X20.8S	31X39X20.8	49.0	3650	5400
KU32X39X18.8S	32X39X18.8	42.9	2880	4390
KU32X40X17.8S	32X40X17.8	46.0	3130	4460
KU32X41X17.8S	32X41X17.8	51.4	3310	4430
KU32X41X19.8S	32X41X19.8	53.4	3490	4750
KU33X41X19.8S	33X41X19.8	53.6	3290	4800
KU34X42X19.8S	34X42X19.8	53.1	3400	5060
KU34X42X20.8S	34X42X20.8	53.4	3570	5390
KU34X43X19.8S	34X43X19.8	60.9	3950	5670
KU34X43X20.8S	34X43X20.8	63.0	4140	6030
KU34X43X21.8S	34X43X21.8	56.8	4170	6060
KU34X44X19.8S	34X44X19.8	68.5	3940	5250
KU35X42X19.8S	35X42X19.8	44.7	2990	4740
KU35X43X21.8S	35X43X21.8	58.8	3730	5750
KU35X44X21.8S	35X44X21.8	69.5	4150	6080

- ▲ Product specifications may change without prior notice due to improvement. Please contact NRB for more detail or inquiry.
- ▲ 本型录所列规格为代表性产品；其它相近系列产品或更多选择需求或疑问，请洽询立多禄。

KU 型滚针轴承

KU SERIES



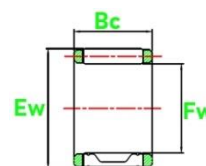
KU

NRB Part Nr.	Dimensions (mm) Fw x Ew x Bc	Mass (g) approx.	(C) Kgf	(Co) Kgf
KU35X44X24.8S	35X44X24.8	78.2	4690	7120
KU35X45X21.8S	35X45X21.8	77.0	4300	5940
KU35X46X23.2S	35X46X23.2	91.6	4890	6600
KU36X45X18.8S	36X45X18.8	64.0	3530	4990
KU36X45X22.8S	36X45X22.8	75.8	4300	6430
KU37X47X24.8S	37X47X24.8	95.0	5060	7440
KU38X47X19.8S	38X47X19.8	62.5	4040	6030
KU38X48X22.8S	38X48X22.8	75.5	4830	7060
KU38X50X22.8S	38X50X22.8	104.3	5370	7190
KU40X50X16.8S	40X50X16.8	66.7	3220	4230
KU40X50X21.8S	40X50X21.8	89.0	4760	7040
KU40X50X22.8S	40X50X22.8	94.0	4410	6370
KU41X51X24.8S	41X51X24.8	99.0	5190	7920
KU55X63X19.8S	55X63X19.8	72.0	3910	7030
KU55X63X31.8S	55X63X31.8	*	6000	12180

- ▲ Product specifications may change without prior notice due to improvement. Please contact NRB for more detail or inquiry.
- ▲ 本型录所列规格为代表性产品；其它相近系列产品或更多选择需求或疑问，请洽询立多禄。

KUZ 型滚针轴承

KUZ SERIES



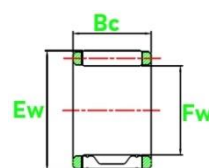
KUZ

NRB Part Nr.	Dimensions (mm) Fw x Ew x Bc	Mass (g) approx.	(C) Kgf	(Co) Kgf
KUZ10X16X16.3S	10X16X16.3	10.0	1090	1130
KUZ11X17X14.3S	11X17X14.3	10.6	1060	1090
KUZ18X24X13.3S	18X24X13.3	15.0	1370	1590
KUZ20X26X13.8S	20X26X13.8	17.0	1550	1910
KUZ20X26X14.8S	20X26X14.8	18.5	1470	1790
KUZ22X28X13.8S	22X28X13.8	18.0	1530	1930
KUZ22X28X15.8S	22X28X15.8	20.5	1920	2600
KUZ22X29X14.8S	22X29X14.8	24.0	1870	2260
KUZ22X29X15.8S	22X29X15.8	24.5	2000	2460
KUZ22X29X16.8S	22X29X16.8	26.5	2000	2460
KUZ22X29X16.8S	22X29X16.8	26.5	2230	2840
KUZ24X30X15.8S	24X30X15.8	23.8	1860	2540
KUZ24X30X16.8S	24X30X16.8	24.0	1980	2770
KUZ24X30X19.8S	24X30X19.8	28.0	2360	3450
KUZ24X31X15.8S	24X31X15.8	26.5	2030	2580
KUZ24X31X16.8S	24X31X16.8	28.0	2180	2820
KUZ24X32X19.8S	24X32X19.8	38.0	2870	3690
KUZ24.3X32.3X15.8S	24.3X32.3X15.8	30.0	2140	2540
KUZ25X32X15.8S	25X32X15.8	27.0	2170	2830
KUZ25X32X16.5S	25X32X16.5	28.0	2170	2830
KUZ25X32X19.8S	25X32X19.8	35.0	2690	3740
KUZ26X33X13.8S	26X33X13.8	23.0	1960	2510
KUZ26X33X21.8S	26X33X21.8	36.0	2700	3780
KUZ26X34X19.8S	26X34X19.8	40.0	2850	3730
KUZ27X34X19.8S	27X34X19.8	40.0	2780	3990

- ▲ Product specifications may change without prior notice due to improvement. Please contact NRB for more detail or inquiry.
- ▲ 本型录所列规格为代表性产品；其它相近系列产品或更多选择需求或疑问，请洽询立多禄。

KUZ 型滚针轴承

KUZ SERIES



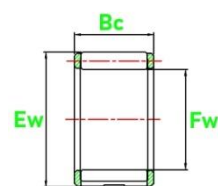
KUZ

NRB Part Nr.	Dimensions (mm) Fw x Ew x Bc	Mass (g) approx.	(C) Kgf	(Co) Kgf
KUZ27X34X20.8S	27X34X20.8	40.0	2800	4030
KUZ27X35X17.8S	27X35X17.8	38.0	2540	3250
KUZ28X35X15.8S	28X35X15.8	30.5	2240	3040
KUZ28X35X16.8S	28X35X16.8	32.0	2650	3470
KUZ28X38X15.8S	28X38X15.8	45.0	2700	3080
KUZ34X42X21.8S	34X42X21.65	57.0	3750	5730
KUZ37X45X21.8S	37X45X21.8	60.0	3830	6060
KUZ40X50X22.8S	40X50X22.8	40.1	4610	6740

- ▲ Product specifications may change without prior notice due to improvement. Please contact NRB for more detail or inquiry.
- ▲ 本型录所列规格为代表性产品；其它相近系列产品或更多选择需求或疑问，请洽询立多禄。

KTU 型滚针轴承

KTU SERIES



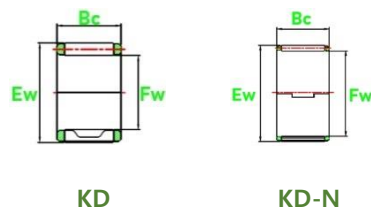
KTU

NRB Part Nr.	Dimensions (mm) Fw x Ew x Bc	Mass (g) approx.	(C) Kgf	(Co) Kgf
KTU18X24X10.8	18X24X10.8	11.3	1190	1330
KTU26X36X13.6	26X36X13.6	34.1	2620	2910
KTU30X45X16.8	30X45X16.8	84.0	3860	3870
KTU32X48X18.8	32X48X18.8	84.0	5000	5300
KTU33X45X13.8	33X45X13.8	56.3	3440	3930
KTU36X52X19.8	36X52X19.8	119.5	5580	6250
KTU39X55X21.6	39X55X21.6	*	6480	7720
KTU44.86X55.86X14.0S	44.86X55.86X14.0	59.1	3300	4260
KTU44.86X55.86X23.5S	44.86X55.86X23.5	102.1	5510	8220
KTU45X62X22.8	45X62X22.8	173.6	7930	8370
KTU46X66X22.8	46X66X22.8	224.6	8170	9440
KTU52X78X29.8	52X78X29.8	*	12840	14830
KTU52.5X72.5X25.8	52.5X72.5X25.8	286.3	10160	12890

- ▲ Product specifications may change without prior notice due to improvement. Please contact NRB for more detail or inquiry.
- ▲ 本型录所列规格为代表性产品；其它相近系列产品或更多选择需求或疑问，请洽询立多禄。

KD-S, KD-N 型滚针轴承

KD-S, KD-N SERIES



KD-S

NRB Part Nr.	Dimensions (mm) Fw x Ew x Bc	mass (g)	(C) Kgf	(Co) Kgf
KD20.64X26.99X15.8S	20.64X26.99X15.8	19.5	1600	1930
KD22.225X30.16X16.5S	22.225X30.16X16.5	29.0	1700	1850
KD28.972X36.909X19S	28.972X36.909X19.0	42.6	2580	3380
KD30.064X38.1X20.8S	30.064X38.1X20.8	42.8	2770	3710
KD30X39X20.8S	30X39X20.8	48.0	2910	3660
KD34.976X43.02X20.8S	34.976X43.02X20.8	50.0	2970	4250
KD36.021X44.053X26.8S	36.021X44.053X26.8	75.0	3560	5390
KD36X46X20.8S	36X46X20.8	66.5	3560	4660
KD38.1X47.624X25.4S	38.1X47.624X25.4	73.0	4090	5850
KD40.506X50.006X23.8S	40.506X50.006X23.8	86.0	3890	5610

KD-N

NRB Part Nr.	Dimensions (mm) Fw x Ew x Bc	mass (g)	(C) Kgf	(Co) Kgf
KD18X22X09.8N	18X22X09.8	3.5	710	890
KD20X24X09.8N	20X24X09.8	4.0	770	1020
KD24X28X09.8N	24X28X09.8	5.0	840	1220
KD24X28X12.8N	24X28X12.8	*	1100	1710
KD25X29X12.8N	25X29X12.8	6.2	1090	1710
KD28X33X12.8N	28X33X12.8	9.8	1380	2050
KD28.64X34.2X04.8N	28.64X34.2X04.8	*	580	630
KD29.34X34.2X04.8N	29.34X34.2X04.8	*	500	570
KD30X35X12.8N	30X35X12.8	10.7	1460	2260
KD30.064X38.1X20.8N	30.064X38.1X20.8	30.0	2790	3740
KD34.925X46.038X25N	34.925X46.038X25	66.5	4350	6350
KD35X40X12.8N	35X40X12.8	12.3	1530	2530
KD55.563X73.03X25.4N	55.563X73.03X25.4	162.0	6860	8510

- ▲ Product specifications may change without prior notice due to improvement. Please contact NRB for more detail or inquiry.
- ▲ 本型录所列规格为代表性产品；其它相近系列产品或更多选择需求或疑问，请洽询立多禄。

客制化需求
多样化生产

TECHNOLOGICAL KNOW-KNOW
+ CATER TO CUSTOMER NEEDS



立多禄工业股份有限公司
台湾桃园市杨梅区狮二路 8 号



Needle Roller Bearing Co., Ltd.
No.8, Shih 2nd Road,
Yangmei Dist. Taoyuan 326
Taiwan

Copyright © Needle Roller Bearing Co., Ltd.
Made in Taiwan, printed in Taiwan